

## National Health Insurance.

Two distinct types of National Insurance were introduced in July 1912, Unemployment and Health. Although parts of the same Act of Parliament they did not use the same rules or definitions. For that reason I have treated them separately.

### PERSONS INCLUDED IN THE HEALTH INSURANCE SCHEME

All persons of the age of 16 and upwards to the age of 70 employed under any contract of service and

- (1) Engaged in employment by way of manual labour;
- (2) Engaged in employment otherwise than by way of manual labour where the rate of remuneration does not exceed in value £160 a year.

There were a number of exemptions of which some excepted the employee only, leaving the employer alone to make his part of the contribution.

### CONTRIBUTIONS

The basic weekly contributions were originally 3d. from the employer and 4d. from a male employee or 3d. for a female employee. The latter also applied to all paid employees aged between 16 and 21 even if low paid.

For the those over 21 earning up to 1/6d a day the employer paid 6d for men and 5d for women and government paid 1d in each case.

For those earning from there to 2/- per day the employer paid 5d, for men and 4d for women, the employee paid 1d. and the government 1d.

For those earning from there to 2/6d. per day the employer paid 4d per week for men and 3d for women and the employee 3d.

The employee's portion of the contribution was taken from his wages, so the employer was responsible for the payment and there were penalties for failure pay. (£10 plus compensation.)

## Periodicals.

For information about the National Insurance Schemes there was a weekly publication *the National Insurance Gazette* issued from 11<sup>th</sup> May 1912 until 29<sup>th</sup> December 1950. This could be bound into Annual Volumes with six monthly indexes.

Issue numbers were 1 to 2013. For issues 2014 to 2052, 4<sup>th</sup> January 1951 until 28<sup>th</sup> September 1951 it was renamed *The National Insurance & Health Service Gazette*. It was then discontinued.

There were also privately published National Insurance Year-books. That of 1915 is in the G. H. Wood Collection at the University of Huddersfield, but I have not seen it.

Another publication *The Health Insurance News* was issued quarterly by the National Association of Trade Union Approved Societies from March 1936. From issue 32 in March 1944 until No. 46 in September 1947 it was produced in a smaller format. Copies are preserved in the Trade Union Congress Library at 236 Holloway Road in London.

Cutting from the Times 10<sup>th</sup> June 1912.

## NATIONAL INSURANCE.

SIXTEEN VARIETIES OF STAMPS  
FOR THE SCHEMES.

Specimens of the stamps to be used in connexion with the National Insurance Act were on view at Somerset House on Saturday. There are in all 16 varieties—13 health insurance and three unemployment insurance stamps. They will be issued first in sheets, and subsequently in reels also, the latter being for use in connexion with stamping machines, particularly by large employers.

The stamps required for health insurance have been prepared by the Board of Inland Revenue. An official memorandum states that for the convenience of the public it was considered desirable to provide stamps which shall enable employers and contributors to pay all ordinary periodical contributions by affixing to the cards a single stamp, and at the same time shall be clearly distinguishable from ordinary postage or revenue stamps, and from the stamps required for the unemployment insurance under Part II. of the National Insurance Act.

These objects have been achieved by the preparation of 13 denominations of one distinctive design and shape. The stamps are somewhat smaller than the ordinary postage stamps and are oblong in shape, measuring (printed surface) .825in. by .6125in.; (from centre to centre of the perforation gutter) .8875in. by .675in., the longer side being vertical. Any confusion or interchange with the unemployment insurance stamps is thus rendered impossible, since these, besides being entirely different in design, have the longer side horizontal.

The design consists of the crown surmounting a shield on which is clearly printed the value of the stamp. Surrounding the shield is a wreath in which the rose, shamrock, thistle, and daffodil are combined as emblems of the four countries of the United Kingdom, since the separate National Commissions will use the same stamps for all purposes. Above the crown are the serpent and bowl of *Esculapius*, emblematical of the national health insurance. The stamps are surface printed, the six denominations which will be most in demand being in a single colour, and the others bi-coloured, the ground of the shield bearing the second colour. The denominations and colours are:—

1d. Brown and Green.	5d. Orange.
2d. Brown and Blue.	5½d. Mauve.
2½d. Brown and Magenta.	6d. Deep Blue.
3d. Green and Mauve.	7d. Magenta.
3½d. Claret and Black.	1s. Claret and Green.
4d. Claret and Orange.	1s. 2d. Yellow.
4½d. Pale Blue.	

Many million stamps of the various denominations are being printed and will be on sale towards the end of the present month. So soon as they are available in any Post Office a notification will be exhibited calling attention to them.

The present issue has been so arranged that in every case a single stamp is available for the payment of the joint contribution of employer and employee (whether male or female) for a week or fortnight. Only in the case of voluntary contributors paying a rate in excess of the flat rate or of a contributor desiring to pay up arrears can a combination of stamps become necessary.

The issue of high value stamps is under consideration in connexion with the scheme whereby employers will be allowed under certain conditions to deposit with the Insurance Commissioners, either quarterly in advance or by weekly instalments, a sum sufficient to cover the contributions due for the quarter, the stamping of the contribution cards by the employer being deferred until the end of the quarter.

## UNEMPLOYMENT STAMPS.

The Unemployment Insurance Stamps were designed by Mr. Harry Wilson. The principal feature of the design is a ship in full sail, which is the old emblem of the Board of Trade. Above the ship is the crown; the rose and the thistle are at the two sides of the stamp, and at the bottom is the Royal cipher with representations of the shamrock. There are three denominations of these stamps—5d., 4d., and 2d.


The 5d. stamp represents a full contribution by employer and workman for a week or any period exceeding two days but not exceeding a week. The 4d. stamp represents the contribution from employer and workman for a period of more than one day but not more than two days, and the 2d. stamp the contribution for a single day or part of a day. The 2d. stamp also represents the full contribution for a week or part of a week in the case of workmen under the age of 18. In all cases the contribution is divided equally between the employer and the workman.

Note that there was no penny stamp at this time.



## The first issue of the National Insurance Gazette. (Item 47):

The "National Insurance Gazette" can be obtained through any newsagent. Or it will be posted every Wednesday night to subscribers to reach them first post Thursday morning. Order form is given on page 13.



Vol. 1. No. 1.

SATURDAY, MAY 11, 1912.

Price 1d.

### THE ACT AND ITS FUTURE.

#### Some Details About Ourselves.

No apology is needed for this paper, as there is a general and immediate need for information about the new Act by the whole of the people. Excepting the officials who will administer the Act, and a few of the businesses which are more directly interested in it, no one seems to know much about the subject. Most people are, as usual, indifferent—partly because they cannot get information at present without great trouble. Even some of the societies through which the business will be transacted, are more or less groping in the dark, principally because they have not been able to get all the information which they require. They want it brought to them.

#### The People It Appeals To.

We need say nothing more, therefore, to prove the usefulness of this paper. It will bring information to the public in a handy form. It has been welcomed on all sides because it is going to disseminate information in a popular form, and at regular intervals. The general public will read this paper. All the societies, companies and officials who are interested in administering the Act, the doctors who will have business in connection with it, must read our pages, in order to be posted in its developments. A famous man calculated that there will be about 50,000 branch secretaries who eventually will administer the Act, and there will be an equal number of local committeemen. It is said that there will be about 500,000 sick visitors, 10,000 doctors, about 80,000 insurance agents, and thousands of permanent officials managing the business daily. All these, of course, ought to read "The National Insurance Gazette."

#### It Represents the Act.

Its *raison d'être* is to further the objectives of the Act. There is no

other purpose in publishing it. It does not represent the interests of the insurance companies, the friendly societies, the dividing societies, the insurance commissioners, or anybody else. Its purpose is solely to chronicle all the events connected with the Act itself, and to advocate the cause of National Insurance. The reason we adopt this standpoint is that most students of social problems, independent of their politics, recognise that a National Insurance Act is necessary and just. Nobody will, of course, say that the Act is perfect as it stands. Its defects will be remedied by experience. Probably some years will pass before sufficient experience has been accumulated to make it perfect. Meantime everybody interested in it, of whatever political creed, ought to work hard to make it a success in the interests of the nation. We believe the Act to be needed. We feel sure it will be a success. We are, therefore, its out-and-out advocates, and we propose to help to make it a success.

#### Additional Benefits.

Then again, besides the benefits provided by the Act, there will be a vast amount of business done by societies and companies in providing additional benefits to those guaranteed under the State scheme. While a workman is bound to pay his 4d. or less, as the case may be, to secure his 10s. a week in event of sickness, as a sensible man he will want to pay a further sum to secure a greater proportion of his wages in such a time of distress. We shall deal with all matters appertaining to additional benefits of this sort.

If we mistake not, the State scheme will be invaluable to all the insurance societies sooner or later, in producing for them a large amount of voluntary business. Although some societies and

companies at present view the scheme with a certain amount of trepidation, since they do not know the effect it is going to have upon their business, it may be that, if they take advantage of the publicity which the scheme provides and the lesson of thrift which it instils in the minds of the people, they will gain indirectly more than they now imagine.

#### Some of the Questions.

There are many questions which a journal devoted to the scheme has to discuss. There are, for example, the numerous rules and regulations to be made by the insurance commissioners. There are thousands of questions needing immediate answers, and, later on, there are to be chronicled the names and financial positions of the thousands of approved societies. There will be amendments to the Act to discuss and explain.

Week by week also there will be the Parliamentary debates upon the Act, and its difficulties and progress, which we shall print in full—and no paper at the present time takes the trouble to give a verbatim report. In the case of an important Act of this sort, a verbatim report is very necessary to the people, and to those who will administer it.

Again, there will be the law upon the subject, the thousands of cases in which the individual is interested, sometimes against the State. All these cases will be chronicled.

#### Some Other Points.

There are the further questions about public health to be considered. We shall give the facts about consumption, etc., the records of the provision against these diseases, and the developments and schemes of all kinds instituted by the commissioners for the health of the nation. There will be constant changes of officials to chronicle, and notices of appointments to be filled. In short, the trouble with a journal of this sort is not to fill it, but to know what to leave out.

# Index to the first bound Volume of the National Insurance Gazette. (Item 48):

January 4, 1913.

THE NATIONAL INSURANCE GAZETTE.

7

## INDEX TO FIRST VOLUME.

- A.**  
Accounts of Approved Societies, 338, 357, 412, 428, 444, 460, 476, 492, 508.  
Act and its Future, 1.  
Act and the Clergy, 338.  
Act Explained, 19, 35, 67, 83, 99.  
Act in Full Force, 177.  
Act up to Date, 75.  
Administration of Medical Benefit, 513.  
Advisory Committees and their Work, 37.  
Alternative Benefits, 76.  
Anti-tuberculosis Centre, 278.  
Appeals to the Court, 240.  
Apprentices and the Act, 413.  
Approved Societies and Parliament, 265.  
Approved Societies, List of, 90, 107, 186, 202, 218, 252, 266, 282, 349, 365, 387.  
Arrangements Made and Needed, 105.  
Arrears, Chart of, 377.
- B.**  
"Border" Difficulty, 115.  
Bulk Stamping of Insurance Cards, 410.
- C.**  
Calculation of Contributions, 25.  
Casual Employment, Definition of, 275.  
Centralised Society, or a Society with Branches; the Best, 260.  
Certain Friendly Society Methods, 441.  
Chapel Keepers and Cleaners, 552.  
Charwomen and the Act, 145.  
City of Glasgow Friendly Society, 402.  
Claim Forms of Friendly Society, 43.  
Clearing the Way, 545.  
Clerks, How the Act Benefits, 17, 33.  
Competitors for State Members, 3.  
Compulsory Insurance of Children by Parents, 71.  
Co-partnership and National Insurance, 373.  
Correspondence, 211, 259, 291, 307, 323, 339, 355, 371, 395, 411, 443, 475, 491, 507, 523, 539, 555.  
Cost of Tuberculosis Treatment, 228.  
Current Difficulties, 481.
- D.**  
Diagram of Ill-health, 3.  
Diary of the Act, 172, 292, 374.  
Dissolution of Societies, 293.  
Dissolution of Unregistered Friendly Societies, 55.  
Dividing Societies; What they are Doing, 5.  
Doctors and the Act, 201, 425, 497, 499.  
Doctors and Mr. Lloyd George, 463.  
Doctors and the Malingering Danger, 417.  
Doctors' Terms, 530.  
Domestic Servants, How the Act Affects, 49, 65.  
Domestic Servants, Society for, 132.  
Domestic Servants and Others; Variation of Benefits, 225.  
Duties of Local Insurance Committees, 261.
- E.**  
Ebenezer Scrooge and the Insurance Act, 100.  
Effect of Insurance Act on Accident and Compensation Claims, 450.  
Effect of the Act on Distraint for Rent, 552.  
Effect of Wrongful Dismissal, 324.  
Employers and the Act, 97, 114.  
Employers, How the Act Benefits, 41.  
Employers, Knotty Points for, 34.  
Employers of Domestic Servants, An Appeal to, 233.  
Employers' Provident Funds, 92.  
Estimated Number of Weeks' Sickness, 258.  
Exemption, Claims for, 76.  
Exemption, Question of, 130.  
Expenses Allowed, Regulation, 70.
- F.**  
Facts for Domestic Servants, 57.  
Farmers, How the Act Affects, 81.  
First Quarter Book-keeping Hints, 393.  
First Stage of the Act, 153.  
First Stage of the Medical Benefit, 381.  
Foolish Squabbling, 345.  
Friendly Societies in Victoria, 484.  
Friendly Society Notes from the West, 203.  
Future of the Act, 1.
- G.**  
Great Societies and the Act, 68.
- H.**  
Handing Cards to Employees, 382.  
House of Lords and the Act, 482.  
How the Act is Going, 163.
- I.**  
Ill-health, Diagram of, 3.  
Information from the Government, 129.  
Insurance Act, Paper on, 353, 372.  
Insurance Card, Photo of, 59.  
Insurance Commissioners; What they are Able to Do, 20.  
Insurance Committees and the Act, 326, 340, 356, 397, 418, 434, 445, 406, 477, 493, 509, 525, 541, 557.  
Insurance Committees and the Doctors, 556.  
Insurance Committees, Provisional, 92.  
Insurance of Agents, 370.  
Insurance versus Poverty, 308.  
Irish Notes, 131, 148, 168, 198, 230, 294, 316, 332, 341, 371.
- L.**  
Lecturer, Experiences of, 36.  
Legal Facts for Societies Seeking Approval, 7.  
Local Secretaries, Duties of, 147.  
London and the Insurance Act, 514.
- M.**  
Malingering and its Detection, 524.  
Malingering, the Danger of, 337.  
Medical Benefit and the Malingering Problem, 461.  
Medical Benefit Difficulty, 561.  
Medical Benefit in Wales, 543.  
Members, Competition for, 3.  
Members, The Scramble for, 73.  
Memorandum on Security, 93.  
Men in Irregular Employment, 554.  
Methodist Ministers' Position, 166.  
Misconceptions About the Act, 4, 195, 221.
- N.**  
National Conference of Friendly Societies, 361, 362.  
National Insurance Act; Lecture by Mr. P. Rockliff, 482, 498.  
National Insurance Offices, 21.  
Neglecting to Join an Approved Society, 370.  
Nurses, Position of, 410.
- O.**  
Official Circulars; Rules and Regulations, 52, 106, 122, 138, 154, 197, 213, 250, 268, 277, 284, 300, 319, 333, 349, 364, 384, 386, 405, 421, 486, 532, 547, 559, 566.  
Official Views of the Opposition, 474.  
Organization of Consenting Doctors, 543.  
Overlapping, 521.  
Outworker, Definition of, 243.  
Outworkers and the Act, 246.
- P.**  
Persons Exempt from the Act, 93.  
Persons Receiving Full Pay During Sickness, 254.
- Person Employed by More than One Employer, 435.  
Prevention of Malingering; The Best Methods, 505.  
Proposed Amendments on the Act, 274.
- Q.**  
Questions Answered, 10, 26, 42, 58, 74, 87, 103, 119, 123, 134, 150, 175, 199, 215, 231, 247, 263, 279, 295, 311, 327, 343, 359, 375, 399, 415, 431, 447, 479, 495, 511, 527, 546, 562.  
Questions in Parliament, 11, 28, 40, 59, 61, 94, 108, 140, 156, 182, 204, 220, 236, 253, 269, 285, 301, 317, 334, 350, 406, 420, 436, 452, 467, 468, 485, 501, 517, 533, 548, 564.
- R.**  
Regulations for Approval of Separate Sections, 14.  
Remuneration of Local Secretaries, 515.  
Reserve Set Free; Substituted Benefits, 274.  
Reserve Values for Females, 77.  
Reserve Values for Males, 12.  
Ruling the Wages Book, 217.
- S.**  
Sanatorium Benefit, 171, 457, 542.  
Sanatorium Benefit; Application Form, 376.  
Sanatorium Benefit and Other Official Orders, 281.  
Schemes for Altering Benefits, 44.  
Schemes for Institutional Treatment of Tuberculosis, 563.  
Scottish Clerks' Association, 382.  
Scottish Commission, Chairman of, 84.  
Scottish Notes, 6, 23, 39, 102, 118, 131, 148, 168, 198, 214, 230, 242, 262, 283, 294, 316, 332, 341, 371, 442, 523.  
Scramble for Members, 121, 296.  
Second Quarter, The Beginning of, 401.  
Securing Members, 137.  
Servants and the Act, 164.  
Servant, a Definition of, 309.  
Servants' Institution, 559.  
Slate Club Arrangements, 53.  
Solicitors and Approved Societies, 538.  
Societies Seeking Approval, Legal Facts for, 7.  
Stamping of the First Quarter's Cards, 433.  
Statistics, 2.  
Stealing Members; Its Folly, 249.  
Strain of Life in the Great Cities, 543.
- T.**  
Table of Reserve Values for Females, 77.  
Table of Reserve Value for Males, 12.  
Topics of the Week, 193, 209, 241, 257, 273, 289, 305, 321, 473.  
Trades' Congress, 348.  
Transferring Regulations, 313, 329.  
Trouble with the Doctors, 529.  
Treatment of Consumptives, 310.
- U.**  
Unemployment Insurance; Decisions by the Umpire, 85, 101, 117, 133, 149, 173, 212, 229, 245, 267, 276, 299, 315, 331, 347, 366, 396, 422, 438.  
Unemployment Insurance; Duties of Employers, 113.  
Unemployment Insurance Regulations, 27.  
Unreasonable Complaints, 509.
- W.**  
Waiting Period, 194.  
Welsh Notes, 60, 102, 116, 168, 198, 214, 242, 262, 316, 342, 442.  
What Happened on July 26th, 161.  
What is a Servant, and What is Manual Labour? 227.  
Women's Benefit Chart, 166.  
Workmen's Cards and the Public Health, 538.  
Workmen's Compensation Act and National Insurance, 537.  
Workmen's Compensation and Approved Societies, 449.  
Workmen's Compensation, Facts About, 489.



Index to the Second bound Volume of the National Insurance Gazette. (Item 49):

December 27, 1913.

THE NATIONAL INSURANCE GAZETTE.

839

INDEX TO VOLUME II.

Table with two columns: PAGE and TITLE. Includes sections A, B, C, D, E, F and various sub-sections like 'Arrangements, Own Medical', 'Baby with a Record', 'Canvassing Resisted', etc.



Index for the first half year of the third bound volume of the National Insurance Gazette. (Item 50):

June 27, 1914.

THE NATIONAL INSURANCE GAZETTE.

407

HALF-YEARLY INDEX TO VOLUME III.

Table with two columns: Article Title and Page Number. Includes sections A, B, C, D, E, F, G, H, I, J, K, L. Articles range from 'A Bogus Certificate' to 'Law Clerks' Society's Experience'.



## A 1942 Issue of the National Insurance Gazette.

(Item 51):

# The NATIONAL INSURANCE Gazette

Vol. 31. No. 1551

THURSDAY, FEBRUARY 5, 1942

[REGISTERED AT G.P.O., AND TRANSMISSIBLE  
IN U.K. AT NEWSPAPER RATE AND TO CANADA  
AND NEWFOUNDLAND AT MAGAZINE RATE.]

PRICE 6D.

### Current Problems

## The New Regulations Examined

By "Secretary"

**A**S foreshadowed in paragraph 17 et seq of Circular A.S. 334, Regulations have now been published for the continuance in insurance of Internees subject to certain conditions.

The persons concerned come under two main headings, (1) those interned in Sweden or in enemy countries, or persons abroad who have not been able to return to this country owing to war conditions. (2) Persons interned or detained in the United Kingdom or in the British Empire under the Defence (General) Regulations, 1939, or in pursuance of the Aliens Order, 1920, and subsequent amendments.

#### APPLICATION

The Regulations do not apply to the following:—

(1) Any person in the Naval, Military or Air Force of any Power not allied with His Majesty for the purpose of the present War.

(2) Persons interned abroad shall not include Nationals of any Power not allied with His Majesty for the purposes of the present War.

It follows that either British subjects or aliens if interned in this country or the British Empire may continue their National Health Insurance by paying contributions at the special rate referred to below, and that British nationals or nationals of allied countries interned in Sweden or enemy territory and unable to return to the United Kingdom by reason of the present War may be continued in Insurance as provided in the Regulations.

Persons who were insured but who were not nationals of Great Britain or an allied country cannot continue their insurance if abroad, but aliens interned by H.M. Government in this country may continue their insurance.

Those abroad and unable to return to this country who are entitled to extension of insurance will have their contributions paid for them out of the Unclaimed Stamps Sales Moneys, and their Pensions contributions will be deemed to have been paid (para. 21 of A.S. 334). The necessary Regulations for the purpose of the payment of these contributions are the Unclaimed Proceeds of Stamp Sales (Amendment) Regulations, 1941, which provide for the payment to the Approved Society on the following basis. Men six-sevenths of 1s. 2½d., and women four-fifths of 1s. 2½d. for 1940 for each member insured on July 1st, 1940, and the same proportions of 1s. 3d. for each member so insured on January 1st, 1941. No payment is to be made to any Society for 1940 where the total number of such members was not more than 16 and for 1941 the total number did not exceed 15.

#### PAYING OWN CONTRIBUTIONS

Persons interned or detained in the United Kingdom must pay their own contributions if they wish to continue their insurance, and the special rates are quoted on page 4 of Circular A.S. 334. They are for Class A and C 1s. 2d. a week up to June 30th, 1940, 1s. 4d. a week from July 1st, 1940, to January 4th, 1942, and 1s. 5d. a week afterwards. For women, Class E and F, the contributions are 8d., 11d. and 1s. respectively.

For Class C(H), i.e., men with separate Health Voluntary Insurance, 3d., 3d. and 4d. respectively, and for F(H) 2½d., 2½d., and 3½d. respectively.

The Regulations are retrospective from September 3rd, 1939, and Societies are instructed in para. 24 of Circular A.S. 334 to review any cases and adjust the position as necessary.

The conditions under which internees, etc., are entitled to pay contributions or to have contributions paid under

#### On Other Pages

National Association of Insurance Committees	64
Bad Members in Good Societies ... ..	66
Editorial ... ..	67
Post-War Medical Service and Practice ...	68
In Parliament ... ..	70
D.C. Regulations ... ..	71

A 1942 issue of Health Insurance News. (Item 52):

# THE Health Insurance News

THE PUBLICATION OF THE

National Association of Trade Union Approved Societies

No. 24

MARCH, 1942.

One Penny

## TRADE UNIONISM & SOCIAL SERVICE

By J. L. SMYTH (*Secretary, Social Insurance Department, Trades Union Congress*).

The Industrial Revolution of the 18th and 19th centuries left the wage earner theoretically free to regulate his life as he might desire. But his freedom did not provide him with an income apart from the precarious one obtained when he could sell his labour to those in control of the machinery of production. If through illness, or any other cause that income stopped he was left alone, unaided and destitute.

The State, guided by the doctrines of liberalism, individualism, and *laissez-faire*, did nothing to help him. He was free and his condition was his own concern.

In face of the risks which confronted them and the handicaps under which they laboured the workers formed mutual aid societies, and many trade unions had their origin as provident or sickness benefit societies in the days when Trade Unionism as such was prohibited by law. Trade Unionism was first established on a solid foundation when the unions provided substantial trade and friendly benefits and were able to prove to the workers that by mutual aid they could guard against the worst hazards of the industrial system. They really led the way in Social Insurance.

The agenda of every Trades Union Congress since its inception bears witness to the constant urge for development of Social Services. Before the war about one-eighth of the total income of the country was spent on social services and about two-thirds of the population benefited directly by those services. But the spending of money is not an end in itself, and whilst there can be no question about the enormous advantages conferred, I suggest that some of the money, at any rate, is not spent to the best advantage.

Take Health Insurance as an example. It is National in name but run by thousands of separate societies, each self-contained and separately managed, competing with each other for members and constantly striving to build up cash surpluses for additional benefits by what is euphemistically termed good management. The societies with the biggest surpluses may be those whose members least require such benefits, whilst the members of a society who have had a lot of illness and need additional benefits cannot have them. The sick are penalised for being sick. The very object of the scheme, the prevention and cure of sickness by national effort, is defeated because available resources cannot be used to the best advantage. The scramble for members amongst all types of approved societies results in the building up of membership without regard to occupation or location, and consequently approved societies' records, which were intended to be a valuable index, are practically useless. The bulk of the insured persons are attached to commercial concerns whose driving force is not service but profits.

Nobody can pretend that the medical service is effective with Panel practitioners not linked with specialists or hospitals to help and advise them. The hospital system itself is just chaotic.

It seems that only by a scheme with central control can sickness benefit, treatment and everything in connection with it be linked up with efficient, up-to-date

methods, and there is an urgent need for that to be done. After all, the Health Insurance Scheme is for the benefit of insured persons and not to provide an organisation through which they may be exploited for other purposes.

I agree absolutely that the Trade Union and Friendly Society spirit is a valuable thing. Built up in the face of all kinds of difficulties, with the sole idea of service, these organisations have a magnificent tradition. They should be able to continue to work with a central scheme, but it is argued in some quarters that there would be no safeguard against lax administration. I would reply to that by pointing out that Trade Unions administer quite satisfactorily through their own machinery State unemployment benefit, and exactly the same could be done for health insurance.

Our social services have grown up independent of each other, and the result is a most complicated mass of legislation.

Each has its own separate administration with different conditions, different rates of benefit, different procedure, different rights of appeal, and so on. Even experts find the greatest difficulty in keeping pace with the schemes and their changes. In this welter of uncertainty, contention and chaos, the insured person is completely lost, although that is no defence for him if he does the wrong thing. He is expected to know the law.

The constant expansion of our social services shows acceptance of the theory that national finance and administration should be used as an instrument of social regeneration, and I suggest that it is the duty of our Movement, which has always been in the forefront in these matters, to strongly lead the next logical step, namely the construction of a comprehensive scheme as a substantial contribution to social security. The whole aim and purpose of social service is completely inconsistent with the furtherance of commercial interests and there must be no room for that in the new scheme.

The General Council of the Trades Union Congress have given that lead, ably and loyally supported by the National Association of Trade Union Approved Societies. The Interdepartmental Committee on Social Insurance and Allied Services is the direct result.

Discussions have taken place with that Committee, and we have put before them our view that there should be a comprehensive social code embracing all gainfully occupied persons, under one Ministry. There should be a flat rate of benefit throughout the whole period of illness or whatever it is that stops earning capacity. The scheme should be contributory between employers, workers, and the State. Then there should be a National Medical Service, including hospitals, covering everything that medical science can command for the prevention and cure of illness. This should be provided by and made available to everybody in the State. Further discussions with the Interdepartmental Committee will take place.

Our idea is that when income stops a person should be able to get maintenance on a decent level and that the

[Continued on page 4.]



## Postcards.

There was considerable opposition to National Health Insurance from the Medical Profession, Insurance Agents and the Friendly Societies so postcards were produced to make fun of the introduction of National Health Insurance. There follows just a small selection of these.

(Item 53):

(Item 54):

### The Chronicle of the Health Insurance Stamp.

**And** in these days arose one David, surnamed Lloyd George, who was known as the taxer. He was a small man of mighty valour, learned in the law and the prophets, and cunning of speech. He was of the Country of Wales; but a sojourn in the place called Limehouse had changed his speech of the silvern tongue to that of brass. And behold this man beguiled the rulers of the nation so that they decreed:

**"Ye** men and women, rich and poor, high and low, from the mighty who clothe in fine linen and fare sumptuously every day, even to him that eats of the crumbs that fall from the rich man's table, manservants and maldservants, workers in brass and iron, and tillers of the soil, yea, all who earn their bread by the toil of the hands and the sweat of the brow, ye shall bow down and lick the paper whereon is engraven the superscription 'Insurance Stamp.'"

**But** the physicians would not, and cried "Away with him. Are thy servants dogs that they should lick the juice of the gumtree? We want not this rare and refreshing fruit."

**And** the rulers wist not what to do, and the chief ruler, whose name was Askwith, counselled them in these words—Walt and See.

**But** many of the people were beguiled and said, So, this man doeth a wondrous thing, for whereas we heretofore had four pennies, behold he hath promised us nine pennies. He is great, for he humbleth the high and exalteth those of low estate.

**But** an exceeding great number murmured, and as they departed sorrowful, said in the strange speech of that country, **"I Don't Think."**

### —THE— Insurance Alphabet.

**A** is the Act which makes people swear,  
**B** is the Benefits—still in the air;  
**C**'s the Commissioners (Buckingham Gate),  
**D** is the Doctors whom Lloyd George must hate;  
**E** is the Effort the tax to avoid,  
**F** is the Fine often mentioned by Lloyd,  
**G** is for George; some wish him in—well,  
**H** is the place and it rhymes with Hotel;  
**I**'s the Insured, every soul more or less,  
**J** is for "Joy-day" (for which *vide* Press).  
**K** is the King who's exempt, lucky chappie!  
**L** is his Lieges who're not quite so happy.  
**M** is the Mistress and also the Maid,  
**N** is the Noise when the wages are paid.  
**O** is the "Oil" for tuberculous cases,  
**P** is the Promise of "Sumptuous Places."  
**Q** is the Questions which people *will* ask,  
**R**'s the Replies (glad it isn't my task) !  
**S** is the Stamps which we all have to lick,  
**T** is the tongue which so well does the Trick;  
**U**'s "UNEMPLOYED INCREASED" (*Evening News*),  
**V** is the Veto the Lords did not use,  
**W**'s for Wages from which we deduct.  
**X** is impossible (X I have chucked).  
**Y** is for you—reader, I am your debtor;  
**Z** is for—dash it!—the less Z the better.

—The Books of To-day.

(Item 55):



(Item 56):







(Item 57):



(Item 58):



(Item 59):

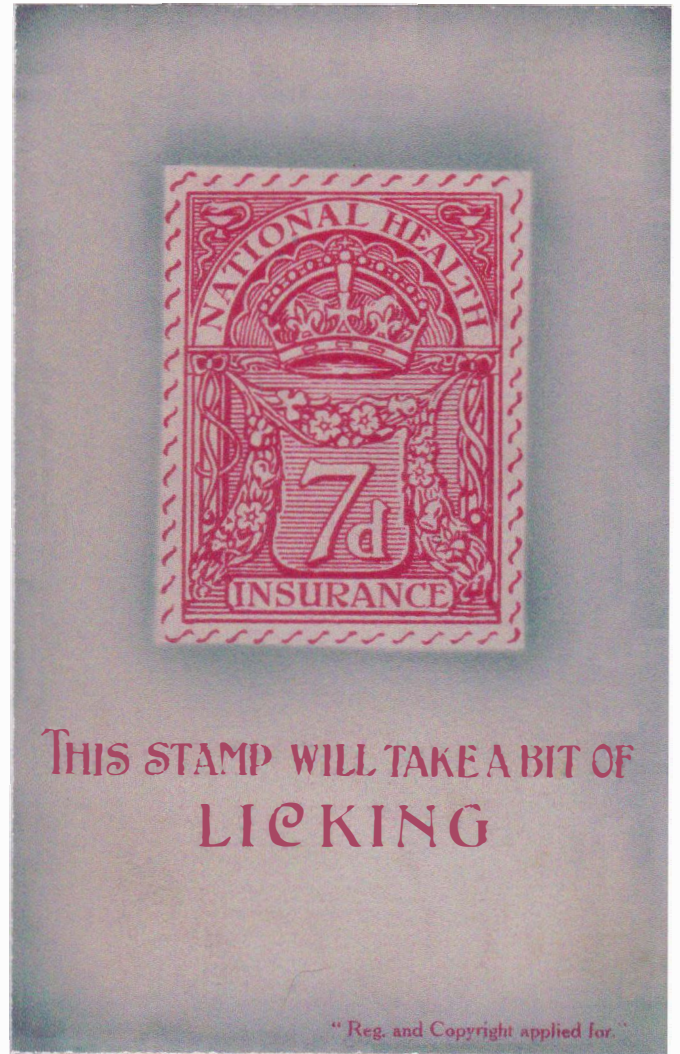




Most of the postcards made fun of the novelty of the method used to collect contributions.

(Item 60):

(Item 61):




(Item 62):

Examples from a whole series of postcards on the subject. – Number 193



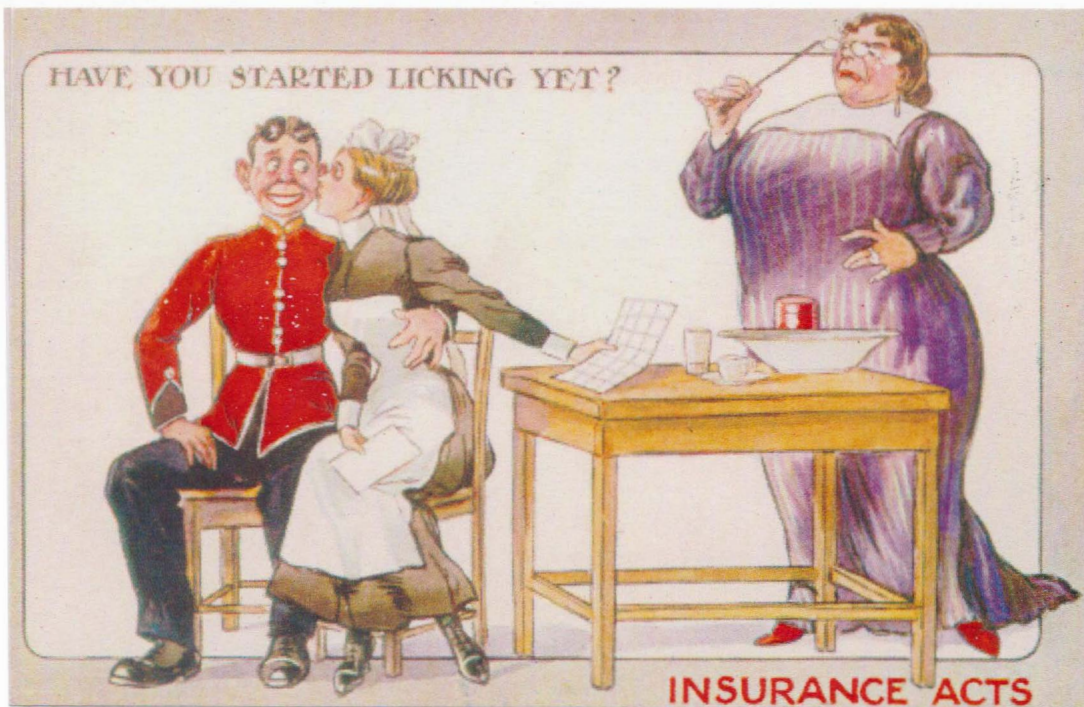


(Item 63):



Number 194

(Item 64):



Number 195



(Item 65):




Number 196

(Item 66):



Number 197





## Pamphlets.

A four page leaflet about Health Insurance 1912. (*Item 68*):

### N.H. Leaflet.



## NATIONAL INSURANCE ACT, 1911.

NATIONAL HEALTH INSURANCE COMMISSION (England),  
Buckingham Gate, London, S.W.

*June, 1912.*

THIS ACT WILL COME INTO FORCE ON—

**MONDAY, 15 JULY, 1912.**

THE NATIONAL HEALTH INSURANCE COMMISSION give notice that, with certain exceptions (*see page 2*):—

**EVERY PERSON IN THE SERVICE OF AN EMPLOYER**  
**must be insured**, if between the ages of 16 and 70, and **must**—

1. GET A CONTRIBUTION CARD before 15th July, either from the Approved Society of which he or she is a member, or from any Post Office; and
2. PRODUCE IT TO HIS OR HER EMPLOYER. before 15th July, to be stamped on the first pay day.

This  
concerns  
every  
employed  
person.

**N.B.—The Full Benefits of Insurance can only be obtained by Joining an Approved Society. (*See page 4.*)**

(For Rates of Contribution and Benefits, *see page 3.*)

**EVERY EMPLOYER must**—

1. REQUIRE CONTRIBUTION CARDS from every person in his employment (unless excluded under A, page 2); or, if the employed person fails to produce a card, use an Emergency Card which may be obtained from any Post Office;
2. OBTAIN HEALTH INSURANCE STAMPS at the Post Office; and
3. STAMP THE CARDS before paying wages.

This  
concerns  
every  
Employer.

**PENALTIES.**—The Penalty for each Offence against the Act or the Regulations made under the Act is a fine not exceeding TEN POUNDS.

[Further copies of this Leaflet and a Memorandum for Employers (Pamphlet A) will be supplied at any Post Office or by any of the Customs and Excise Officers, whose addresses may be obtained at the Post Office.]



Cutting from the *Times* - 25 Jun 1912.

## INSURANCE LEAFLETS.

### ATTEMPT TO HUSTLE CONTRIBUTORS.

#### MINISTERIAL VIEWS.

Our Parliamentary Correspondent writes:—

The question which Lord Henage desired to put to the Government yesterday in the House of Lords regarding a leaflet issued by the National Insurance Commission some ten days ago was of vital interest. Lord Henage postponed the question in deference to a telephonic request from Lord Crewe that he would do so. He has now put down the question for to-morrow in an altered form and to-morrow the reply will be given by Lord Liverpool, according to present arrangements. The leaflet is regarded by many as a complete instance of the *suppressio veri* and the *suggestio falsi*. The truth suppressed is that employees may take time to discover the society which can give them the best benefits under the Insurance Act, and that there is no need for them to do so before the Act comes into operation on July 15; the false suggestion is that it is necessary for every employee to become a member of an approved society before July 15. But the leaflet is so cleverly drafted that these statements are nowhere explicitly made. Lord Crewe, it is presumed, is naturally debarred from defending this leaflet, as in the debate in the House of Lords on the 12th inst., a day or two before the leaflet was issued, he made an authoritative statement in exactly the contrary sense. On that occasion Lord Crewe said:—

One other point I desire to mention is this, not so much because there is any misapprehension in this House, because I do not think there is, but it is desirable surely to dissipate any misapprehension which may exist outside. Noble lords have spoken freely of the Act coming into operation on July 15 as though at that time, on that date, everybody had to be a member of an approved society or become a deposit contributor. It is desirable to make it markedly clear, although I know it has been admitted by one noble lord, that such is not the case, but that a further three months will exist after July 15 during which that choice can be made. Everybody has a free choice until October as to whether he will join an approved society, and, if so, what, or whether he will become a deposit contributor.

Lord Haldane is similarly debarred from defending the official leaflet, having on the 12th inst. made the following statement:—

No one will need to join a society for three months, and at the end of three months he need not join a society but can become a deposit contributor, and if he does not wish to remain a deposit contributor he can withdraw his account and transfer himself to a society. So that really the 15th of July, about which date a great many unnecessary alarms have been conjured up, means nothing except that persons will have to put stamps on the cards.

It is in these circumstances that it has been arranged that Lord Liverpool should reply to Lord Henage.

The leaflet which was sent by the Insurance Commissioners to the post offices for publication ten or 12 days ago is couched in somewhat alarming terms, and reports from the country state that many people in consequence are anxiously seeking to enrol themselves as members of some or any approved society, heedless of whether the society is the best fitted to give them the benefits suited to their manner of life. The following extracts from the leaflet will show its character:—

Every person in the service of an employer must be insured, if between the ages of 16 and 70, and must (1) Get a contribution card before July 15 either from the approved society of which he or she is a member, or from any post office. . . .

N.B.—The full benefits of insurance can only be obtained by joining an approved society. . . .

N.B.—It is of the greatest importance to every employed man or woman that he or she should join an approved society without delay, and so avoid becoming a deposit contributor. . . .

If an insured person does not join a society he will have to become a deposit contributor, &c.

The leaflet is dated June, 1912, and is not signed, but it bears the imprint "N.H. leaflet." The theory in well-informed circles is that the issue of this leaflet is the reward given by the Insurance Commission to the large approved societies who submitted to be hustled, and came in by May 31. The names of these societies were given in the first official list published on the 7th inst. If the general impression is given in the country that employees must join an approved society before July 15—that is, one of the approved societies in the first list—the contributions of rural labourers, clerks, domestic servants, and some others who join a society in a hurry will go to swell the funds of the great friendly societies whose benefits are adapted to the needs, not of these, but of other classes. Thus the great societies may reap their reward for their support of the Act.

The questions which Lord Henage has now put down are to the following effect:—

To call attention to the National Health leaflet now being circulated through the Post Office by the National Insurance Committee, and to ask the Government—

(1) Whether they will issue without delay a simple and clear leaflet as to what it is legally necessary for contributors to do in regard to cards and stamps to comply with the Act without becoming either a member of an approved society or a Post Office depositor on the 15th of July next;

(2) When they will be in a position to guarantee the medical and sanatoria benefits promised in the leaflet;

(3) When they are going to take into consideration the applications of the small societies, and whether they are aware that the agents of some of the large approved societies are now canvassing the agricultural districts to obtain members before July 15 in accordance with the official leaflet, whilst the smaller societies are still without any reply to their written applications; and

(4) Whether the Government have received the opinion of the law officers as to the legality of an employer deducting the cost of workmen's or servants' stamps against the wish of those employed by him.

#### STAMPS AND LEAFLETS.

Insurance stamps were on sale yesterday at the post offices, where cards were also to be procured. A memorandum and a leaflet were given to applicants for information about the Act. The memorandum contains information for employers, the leaflet information for the employed. In the leaflet employed persons are informed that they must get their contribution cards before July 15 and produce them to their employers before that date to be stamped on the first pay day. From this it would seem that, although the Act does not come into force until July 15, the duties of employed persons in respect of it begin before that date. Fuller particulars of the leaflet will be found under Political Notes.

#### RATE OF SICKNESS BENEFIT.

The Insurance Commissioners have issued a table showing the rate of sickness benefit for persons who become insured under the compulsory provisions of the National Insurance Act after the expiration of one year from the beginning of the Act and are 17 years of age and upwards and do not prove that their time since attaining the age of 17 has been spent in apprenticeship or otherwise in the completion of their education.

Under the provisions of the Act employed persons will normally enter insurance on July 15, 1912, and a reserve value will be credited to them sufficient to give them the rates of sickness benefit specified in the Act; those who do not happen to be employed on July 15, but who become employed and enter insurance any time before July 15, 1913, will also have credited to them the necessary reserve value. Persons over 17, however, who do not thus become insured in the first year but enter later will not be entitled to the full sickness benefit at the ordinary rate. They can if they desire (1) pay a higher rate of contribution or (2) pay a capital sum sufficient to entitle them to the full benefit at ordinary rates. If they take neither of these courses they will receive sickness benefit at the rate set out in this table according to their age at entry into insurance. The rate falls from 8s. 6d. for persons between 17 and 18 to 6s. for persons over 30. It does not, however, fall lower than this 6s. a week, and for the higher

ages some reserve value as shown in these tables will be credited in order to enable societies to accept such persons as members without loss.

It may be noted that in future years the great majority of insured persons will probably enter into insurance before they are 17, or at the completion of apprenticeship or other education, and will be entitled to benefits at the full rate.

#### APPOINTMENTS FOR WOMEN.

The National Health Insurance Commission (England) issued a circular last night inviting applications from women for the posts of (a) inspectors (salary, £300 rising to £400); (b), assistant inspector (£100 rising to £300); (c) Health Insurance officer (£80 rising to £150).

#### THE SERVANTS' CAMPAIGN.

The demand for seats at the meeting summoned for next Thursday at the Albert Hall by the Servants' Tax Resistors' Defence Association continues to be very great. Ellen Lady Desart will preside, and will be supported by servants from all over the country. Farmers from Sussex, Essex, Hertfordshire, Suffolk, and other counties will attend. Over 100 milliners, assistants, a body of nurses in uniform, a number of governesses, and 48 men and women from one factory, representing their fellow-workers, will be present. Another factory has written asking for 80 tickets. On the platform will be a number of servants, as well as the following among other ladies:—Lady Shannon, Lady Frankfort, Lady Allamont, Lady Western, Lady Tweedy, Lady Watson Cheyne, Lady (Massie) Blomfield, Lady St. Germans, Lady Tevahan, Lady Dorothy Nevill, and Lady Chance.

The Servants' Tax Resistors' Defence Association continues to receive hundreds of applications for enrolment every day.

#### A FARMER'S VIEW OF THE SITUATION.

One of the Vice-Presidents of the Servants' Tax Resistors' Defence Association yesterday received a letter from a Warwickshire farmer, who wrote:— "We had a great meeting of farmers at Stratford on Friday last, which was attended by one of Mr. Lloyd George's representatives from London, explaining the Act. He is a very clever man, and undoubtedly did his best, but (1) am afraid his explanation did not give very great satisfaction to the meeting. He had numberless questions asked him; his answers were somewhat reserved. The one point he made very clear was that the employers would have to pay, and practically be responsible for the working of the Act.

At the close of the meeting there was a resolution passed that the farmers of the Warwickshire Union declined absolutely to be tax collectors for Mr. Lloyd George, with the privilege of paying 3d. for the honour."

#### SOLICITORS AND THEIR CLERKS.

We have received from Hastics, of 65, Lincoln's Inn-fields, W.C., a copy of a letter which they addressed yesterday to the Chancellor of the Exchequer:—

After pointing out that those of their clerks who come within its provisions have unanimously requested them to have nothing to do with the Insurance Act, the letter states that it has been the constant practice of the firm to pay full wages to any clerk incapacitated by ill-health, and that when occasion has arisen they have paid all the expenses of the absence and convalescence of a clerk. This outlay, it is said, is well repaid by the excellent feeling which prevails in the office, and the tendency of the Act, if adopted, will be to destroy that good feeling.

The one good point in the Act, the letter goes on, is that in London it will be enforced by the Metropolitan Police magistrates, and the firm are not willing to conform to the Act until they have learned from the Chief Magistrate at Bow-street what, in his opinion, is the proper penalty to inflict upon a firm which declines to come into the less expensive but obviously inferior scheme. "When his decision has been obtained we shall better understand the position. Meantime we will on July 15 afford you any evidence that may be necessary for immediate prosecution, which we invite."

The letter concludes by pointing out that many of the clerks belong to the Liberal Party, and that if any clerk desired to come under the Act no hindrance would be offered to him.

Sir Luke White, M.P., addressing the Peaceful Home Friendly Society at North Dalton, Yorkshire, yesterday, said that nobody dislocated from the principles on which the Insurance Act was based. It was when they came to details that the measure was faulty; in levying the same contribution from the 16s. a week agricultural labourer and the 60s. a week townsman. The inequitable arrangements would no doubt be remedied in the future.



Ireland had its own contribution rates and some special arrangements.

Poster about Migratory Labourers (Original about A2 portrait in size) (Item 69):



# National Insurance Act, 1911.

---

## AGRICULTURAL MIGRATORY LABOURERS

CAN OBTAIN

## CERTIFICATES OF EXEMPTION

If they live at home for six months in the year, and do not work while at home except on their own holdings, or on some other agricultural holding without money payment.

---

**Persons Holding Certificates will not have  
to pay any Contributions under the Act.**

---

Leaflets and Forms of Application can be obtained from the Secretary, National Health Insurance Commission, Dublin, or from any Post Office.



Irish leaflet about Migratory Labourers (Item 70):

No. 22 M. Office, 1912.



**NATIONAL HEALTH INSURANCE  
COMMISSION (IRELAND).**

**Official Explanatory Leaflet.**

**EXEMPTION OF MIGRATORY LABOURERS.**

Irish Migratory Labourers, as defined in Sub-section (3) (a) of Section 81 of the National Insurance Act, are persons who, having permanent homes at some place in Ireland, have temporarily removed to some other place in Ireland or to Great Britain, for the purpose of obtaining employment in harvesting or other agricultural work.

Such persons may be exempted from insurance under the Act, provided :—

- (1) That they ordinarily reside at their permanent homes in Ireland for not less than twenty-six weeks in the year, and
- (2) That, whilst so resident, they are not employed within the meaning of the Act.

The great majority of such persons would, therefore, consist of those who, whilst at home, are engaged on their own holdings, or assist in the working of agricultural holdings held by relatives, or work as labourers on such holdings, but are not in receipt of wages or other money payment. If such labourers are working for an employer on or after the 15th July next, and have not previously obtained their exemption certificates, they will be compulsorily insured, and when they are being paid, their employers will deduct their contributions from their wages.

## Leaflet No.18. of July 1920 describing revised arrangements for National Health Insurance in Ireland.

[purchased on eBay.] (Item 71):

LEAFLET No. 18.  
(July 1920)



### National Health Insurance Commission (Ireland).

#### HEALTH INSURANCE CONTRIBUTIONS: DIVISION BETWEEN EMPLOYERS AND WORKERS.

(Revised Arrangements in Force as from 5th July, 1920.)

A contribution of 8d. in the case of men, 7d. in the case of women, is payable each week during the whole or any part of which a person is employed within the meaning of the National Health Insurance Acts.

Ordinarily, part of this contribution is paid by the employed person, and part by the employer, but in certain cases, the employer must pay the whole.

The way the contribution is divided depends upon the **rate of remuneration** of the employed person for a working day.

Remuneration means the net remuneration, whether in money or in kind, which the worker receives in return for services rendered. The rate of remuneration which determines the contributions payable is the rate of remuneration for a **full ordinary working day** in the particular class of employment.

#### (1) How the Contribution is Divided.

##### (i) Ordinary Provisions.

In the case of men, the employer pays 8d. and has the right to deduct 4d. from the employed person's wages.

In the case of women, the employer pays 7d. and has the right to deduct 3d. from the employed person's wages.

These ordinary provisions apply in the case of:—

- (a) all employed persons of the age of 16 or upwards and under 18;
- (b) all employed persons, whatever their age, who receive both board and lodging from their employer;
- (c) all employed persons whose rate of remuneration for a working day exceeds 4s.



## Leaflets were provided for the information of the Public.

A list of these leaflets was found in the printed volume of Employment Exchange circulars  
[LAB 29/4]

179

### LIST OF OFFICIAL EXPLANATORY LEAFLETS.

- No. 1. Questions and Answers for Society Officials.
- No. 2. Questions and Answers for Members of Friendly Societies.
- No. 3. Questions and Answers for Members of Dividing Societies and Slate Clubs.
- No. 4. Who will be insured.
- No. 5. Advantages of joining an Approved Society.
- No. 6. Contributions and Benefits. Working men.
- No. 7. Women under the Insurance Act.
- No. 8. Benefits.
- No. 9. Questions and Answers for Members of Trade Unions.
- No. 10. Sickness and Disablement Benefits.
- No. 11. How to become insured.
- No. 11A. How to become insured. Women.
- No. 12. Questions and Answers. Finance.
- No. 13. The Position of Small Societies under the Act.
- No. 14. Friendly Society Contributions before and after the Act.
- No. 15. Voluntary Contributors.
- No. 16. Domestic Servants.
- No. 17. Girls under 21 in Domestic Service.
- No. 18. How Rates of Remuneration affect Contributions under the Act.
- No. 19. Charwomen.

(Further leaflets are in course of preparation, and will shortly be issued.)

---

Actual specimens proved elusive. However, several were found in Hampshire County Record Office.

**National Health Insurance Commission**  
**Leaflets 1, 6, 8, 10, 11a and 12. (Item 72):**



**NATIONAL HEALTH INSURANCE  
 COMMISSION.**

---

**Official Explanatory Leaflet No. 1.**

---

**QUESTIONS AND ANSWERS  
 FOR SOCIETY OFFICIALS.**

---

**Q.:** Will you explain to me some points in the Act of importance to **Societies likely to become approved?**

**A.:** You want information from the point of view of the officials of such Societies?

**Q.:** Yes: it seems to me that those of us who are officers or secretaries of Societies will have to be perfectly clear as to the working of the Act. For example, what are the conditions of approval? A Society has to be 5,000 strong, does it not?

**A.:** No, there is no such condition. Small Societies may become approved as well as large.

**Q.:** Then what are the conditions of approval?

**A.:** The Society must not be carried on for profit, and it must be under the complete control of its members.

**Q.:** But if a Society carried on for profit cannot be approved, how can an Industrial Assurance Company or a Society carried on for profit take a part in working the Act?

(8724.) Wt. 1445—233. 1,000,000. 4/12. J. T. & S.

a



This proof of explanatory leaflet 13 is in the Braithwaite Collection at the London School of Economics. (Item 73):



## NATIONAL HEALTH INSURANCE COMMISSION.

Official Explanatory Leaflet No. .

### CHARWOMEN.

*If a charwoman is employed regularly she must be insured whether she is employed for the purposes of her employer's trade or business or not. If a charwoman is employed casually she need only be insured if she is employed for the purposes of her employer's trade or business.*

*Any question whether a charwoman is employed regularly, or if not regularly, whether for the purposes of her employer's trade or business, must be decided on the facts of the particular case. This leaflet is only intended to indicate general principles for the guidance of employer and employed.*

#### **Charwomen who must be insured.**

(1.) All charwomen engaged to come and work regularly at **private** houses, **must be insured**: for example, if they are engaged to come once a week or once a fortnight.

(2.) Charwomen who are engaged by business firms to clean **offices, shops, or other business premises** **must be insured** even if they only work one odd day, or part of a day.

#### **Cases where no contributions are payable.**

Contributions are not payable in respect of odd jobs of domestic work done in **private** houses by charwomen who are not engaged to come regularly.

(24630—I.O.) Wt. —G 400. 12, 12, 12, 12, 12, 30. 6/12. D & S.

[pages 176-178 of LAB 29/4 (Item 74):

---

NATIONAL HEALTH INSURANCE COMMISSION.

---

*Official Explanatory Leaflet No. 19.*

---

CHARWOMEN.

If a charwoman is employed regularly she must be insured whether she is employed for the purposes of her employer's trade or business or not. If a charwoman is employed casually she need only be insured if she is employed for the purposes of her employer's trade or business.

Any question whether a charwoman is employed regularly, or if not regularly, whether for the purposes of her employer's trade or business, must be decided on the facts of the particular case. This leaflet is only intended to indicate general principles for the guidance of employer and employed.

*Charwomen who must be insured.*

(1) All charwomen engaged to come and work regularly at private houses must be insured; for example, if they are engaged to come once a week or once a fortnight.

(2) Charwomen who are engaged by business firms to clean offices, shops, or other business premises must be insured even if they only work one odd day, or part of a day.

For information as to contributions to be paid and benefits to be received, see Leaflet No. 7, and Leaflet No. 11A.

*Cases where no contributions are payable.*

Contributions are not payable in respect of odd jobs of domestic work done in private houses by charwomen who are not engaged to come regularly.



## Members of the forces were included in the Health Insurance Scheme.

This postcard was given to recruits on enlistment. Army Form. O.1847.(Item 75):

(1406.) Wt. W7466/MSES. 500m. 16/16 P.P.Ltd. Est. No. 435. **Army Form O. 1847.**  
*Officers commanding companies, &c., will arrange that a copy of this Card is handed to each recruit immediately he joins in lieu of the Army Insurance Card formerly given to him. They will see that the card is filled up by the man and posted without delay.*

**NATIONAL HEALTH INSURANCE.**

This post card should be filled up at once and sent to the Secretary of your Approved Society or Branch, or if you are not a member of an Approved Society, to the Insurance Commissioners, London, S.W.

Name (in full).....  
 Regiment..... Regtl. No.....  
 Last Home Address.....  
 Are you insured as a civilian?.....  
 If not do you wish to be insured now that you are a soldier?.....  
 If insured, Name of Society.....  
 Branch.....  
 Membership No. in Society.....

( If not a member of a Society write "No Society.")

Date of Enlistment.....

N.B.—If you still have your civilian insurance card you should send it at once to your Society, or if you are not a member of a Society to the Insurance Commissioners with the word ENLISTED and the date of enlistment written thereon.  
 Your insurance card must not be confused with your health insurance book (6 ins. by 5 ins grey-green cover, which you had as a civilian) which must be kept by you while you are in the Army, as you will need it on discharge. It shows the name and branch of your approved Society (if any) and your membership number in the Society, and when you are discharged you will be given a card (A.F.O. 1845) on which to copy these three details from your insurance book and send to your Society.  
 If you cannot fill the card up properly on discharge (through having lost your insurance book) you may be unable to obtain the benefits to which you are entitled under the National Insurance Act, so you will see the necessity for keeping carefully your insurance book.

## Internal post office form for obtaining supplies of Contribution Cards. [purchased on e-bay.]

For use only by Sub-Postmasters who do not furnish a Cash Account.

Postmasters.—No. 360.

ON HIS MAJESTY'S SERVICE.

### National Health Insurance.

Date Stamp.

#### FORMS OF APPLICATION FOR CONTRIBUTION CARDS.

From the Sub-Postmaster of \_\_\_\_\_

Number of forms enclosed \_\_\_\_\_

TO

THE POSTMASTER

OF \_\_\_\_\_

POST OFFICE.

NOTE.—The Head Postmaster will forward the bundles from His Sub-Offices to his Metropolitan Office of Account enclosed in the brown paper cover containing the Cash Account, &c.

## National Insurance Leaflet 29a. (four pages) [purchased on e-bay.] (Item 76)

For those discharged at the end of the First World War.



Leaflet 29a.  
(Revised Dec. 1918.)

### NATIONAL HEALTH INSURANCE.

#### INSURANCE OF DISCHARGED SOLDIERS AND AIRMEN.

*(Discharge in this leaflet includes transfer to the reserve.)*

##### BENEFITS:—

1. If you were insured in the Army or Air Force you will, subject to certain conditions, be entitled on discharge to the following benefits:—

MEDICAL BENEFIT, that is Doctor and Medicine;

SANATORIUM BENEFIT, that is, Treatment in a Sanatorium or in some other way in case of tuberculosis.

MATERNITY BENEFIT, that is, 30s. on wife's confinement.

*An insured person is not qualified for Maternity Benefit unless at the time of his wife's confinement he has been insured for 42 weeks and 42 contributions have been paid.*

SICKNESS AND DISABLEMENT BENEFITS, that is, periodical payments during incapacity for work.

*Sickness benefit is payable for a period or periods not exceeding 26 weeks in all for any one sickness. Two periods of sickness not separated by a period of at least twelve months count as one. The ordinary rate is 10s. a week, but until a man has been insured for 104 weeks and 104 weekly contributions have been paid, the rate is usually 6s. a week only.*

*Disablement benefit is a continuation of the periodical payments at a lower rate (ordinarily 5s. a week) after the period of sickness benefit has been exhausted.*

*A man does not become qualified for Sickness Benefit until he has been insured for 26 weeks and 26 weekly contributions have been paid, or for disablement benefit until he has been insured for 104 weeks and 104 weekly contributions have been paid.*

##### Discharge Postcard (Form O.1845).

2. You should receive on discharge Form O.1845 (buff coloured postcard), which is a certificate showing that you have been insured in the Army or Air Force, and giving the period of your service.

If you do not receive this postcard on or before getting your final balance of pay you should apply to your Regimental Paymaster for it, as without this postcard you may have difficulty in obtaining benefit when you require it. In case of necessity if the postcard has not been received you should show your discharge paper to the Society as evidence of your discharge, but on no account should you part with the discharge paper.

##### What to do with the Discharge Postcard (Form O.1845).

3. First of all write on it your name and address and particulars of your Approved Society as directed.

If you are a member of an Approved Society give or send it at once to the Secretary or to the local Agent of your Society. The name and address of your Society and your membership number can be obtained from your old Insurance Book or Record Card.

If you are not a member of an Approved Society send the postcard to the Navy and Army Insurance Fund, National Health Insurance Commission, Marsh Hill, London, W.9.



## Members of the forces discharged after the Second World War were reminded about their Approved Society.

Form NA 104. (Item 77):

KEEP THIS FOR REFERENCE

N.A. 104.

### NATIONAL HEALTH AND PENSIONS INSURANCE

This leaflet applies to all members of Approved Societies who are released or discharged from His Majesty's Forces and Auxiliary Services.

**1. YOUR APPROVED SOCIETY.**—According to the records of the Ministry, you are member number .....of Branch number.....of the.....  
.....Approved Society. (The addresses of the larger Societies are shown overleaf. If the address of your Society is not shown and you do not know it, complete the application also overleaf and return this form.)

**2. GENERAL.**—For Health and Pensions Insurance purposes, you are being treated as having left the Forces on the day before your leave began, or, if you got no leave, on the day of your discharge or release, and as you were compulsorily insured during service, a contribution has been credited to you for each week of your service up to that date. You are, therefore, now entitled to benefits as a civilian, and if you take up insurable work you are required to pay contributions as a civilian.

**3. BENEFITS.**—Any claim for sickness or maternity benefit should be sent to your Society without delay. Your Society will tell you, if you ask, whether you are entitled to additional benefits, such as dental or ophthalmic treatment.

A medical card telling you what to do to obtain medical benefit, that is, free treatment by an insurance doctor and medicine, will be sent to you as soon as possible. If you fall ill before you get this card, follow the directions given in the medical treatment form (Med. 50A) included with your release or discharge papers. Your local Insurance Committee, whose address can be ascertained at the Post Office, will gladly assist you in all matters concerning medical benefit; in Northern Ireland apply to Ministry of Labour (see paragraph 7).

**4. EMPLOYMENT.**—As soon as you take up insurable employment, hand your contribution card to your employer after writing your Approved Society membership number (including Branch number), given above, on the card. If necessary, you can obtain a card at any Post Office or in Northern Ireland from an Employment Exchange. If you should find yourself unable to obtain work, you should have your card franked at the local Employment Exchange, otherwise you may lose benefit, but you need not do this until 10 weeks after the start of your leave, or until 10 weeks after your discharge or release, if you got no leave.

**5. VOLUNTARY INSURANCE.**—If you do not take up insurable employment, but have been compulsorily insurable for at least 104 weeks, including weeks of service, or if you were a voluntary contributor when you joined up, you can probably continue in insurance either for Health or Pensions or both as a voluntary contributor. This is a valuable right and if you want to take advantage of it, you should apply without delay to your Approved Society, but don't stamp your own card as a voluntary contributor until your application has been accepted.

**6. CONTRIBUTORY PENSIONS.**—Full information about contributory pensions is contained in Leaflet W.P.6B (Widows' and Orphans' Pensions) and O.A.P. 107B (Old Age Pensions) which can be obtained at any Post Office in Great Britain. In Northern Ireland the corresponding leaflets are W.P.6G and O.A.P. 107W.

Payment of at least 104 contributions is an essential qualifying condition for all contributory pensions. If you have not paid 104 contributions, including contributions in respect of your service, you may be able to make up that number, and so satisfy that qualifying condition, by stamping your card yourself for weeks when you are ill or unable to get work, even though you are not qualified to become a voluntary contributor. Further information about this should be obtained from your Approved Society before you stamp your card. (When you have paid 104 contributions you also become qualified for sickness benefit at the full rate.)

**7. IF YOU WANT ADVICE.**—By paying contributions you have acquired valuable Health and Pensions Insurance rights—take care to preserve them. If you are in any difficulty about your Health or Pensions Insurance, your Approved Society or the Ministry of National Insurance\* or in Northern Ireland, the Ministry of Labour, Stormont, Belfast, will do its best to help you. You can also obtain personal advice and assistance from the National Insurance Inspector whose address can be ascertained at the Post Office or the Employment Exchange.

**IN ALL COMMUNICATIONS ABOUT YOUR HEALTH AND PENSIONS INSURANCE STATE YOUR SERVICE NUMBER AND THE NAME OF YOUR APPROVED SOCIETY AND YOUR MEMBERSHIP NUMBER. BY DOING THIS YOU WILL HELP YOURSELF AND EVERYONE CONCERNED AND WILL AVOID UNNECESSARY DELAYS.**

\*The address of the Ministry is:—

In England—  
Blackpool,  
Lancs.

In Scotland—  
11, Great Stuart Street,  
Edinburgh, 3.

In Wales—  
Cathays Park,  
Cardiff.



## Health Insurance Cards - Summary.

Payments were originally made by affixing stamps to cards which were issued every three months (13 weeks). The first cards were folded like a book with an instruction sheet to protect the stamps. There was a 'leap-year effect' with the dates so in 1914 one quarter was deemed to have only 12 weeks leading to an emergency stamp issue of twelve week multiple-rate stamps. At this point six-monthly cards were introduced, still folded like a book. From mid-1916 single sheet cards were issued.

Those who were not members of an Approved Society were called *Deposit or Voluntary Contributors*. They were entitled to draw in benefits only the amount of contributions paid in respect of them, with the addition of State Grant (after deduction had been made for administration), and when that was exhausted their right to benefit ceased. Deposit Contributors had special cards.

A person becoming unemployed could keep up his payments by fixing 4d. stamps to an arrears card – Class R.

There were a number of types of card. Originally : Class A – man; Class E – woman; Class C -male Voluntary Contributor aged under 45; Class D - male Voluntary Contributor aged 45 or more; Class F – female Voluntary Contributor aged under 45; Class G – female Voluntary Contributor aged 45 or more; Class H – Married Woman Voluntary Contributor and Class Y - Emergency Card.

To these were later added such cards as Class A(L) - low paid man, Class A(O) - male outworker so that by the 1940s there were about 38 types of half-yearly cards for England alone.

From 6<sup>th</sup> July 1942 Annual Cards were issued with a folded flap to accommodate the additional stamps, but the effective size of the cards remained to same as they had been since their inception.

**The cards reproduced here are just a small (hopefully representative) selection of those issued for England, Scotland, Wales, Ireland and the Isle of Man. There were too many combinations of date, place and purpose to illustrate them all even if they could be found.**

**It has been impossible to obtain coloured card which even approximates to the shades of the originals but rather than give up I have made the copies on the card I could find. The shades, colours and thicknesses are markedly different from the originals.**



## Quarterly Cards.

Printed representations of some Cards can be found in the Annual Volumes of Statutory Rules and Orders, which can be found in the library of the National Archives. I have only briefly looked at those of 1912 and 1918. I searched for these because I was, for some time, unable to find a card of the original issue.

This is a representation of one of the first Scottish National Health Insurance cards from "Statutes and Ordinances" 1912 -The Class A card for an Employed Contributor (Man), Scotland on pages 760 -763. (Item 78):


760

NATIONAL INSURANCE.

### SCHEDULES.

*First Schedule.*


### CARDS.

<p><b>EMPLOYED CONTRIBUTOR (MAN).</b></p>	<p><b>SCOTLAND.</b></p>	
<p><b>CLASS A</b></p>		<p>To 13th October, 1912.</p>
<p><b>NATIONAL HEALTH INSURANCE.</b> Contribution Card.</p>		<div style="border: 1px solid black; border-radius: 50%; padding: 5px; display: inline-block;"> <p>1st Quarter.</p> </div>
<p><b>OWNERSHIP AND CUSTODY OF CARD.</b></p> <p>This Card is the property of the Scottish Insurance Commissioners; during its currency it is entrusted to the Contributor, who must return it together with his Insurance Book to his Society, or, if he is not a member of a Society, hand the Card in at any Post Office immediately upon its expiry but in no case later than 26th October, 1912.</p> <p><b>As the stamped Card is the only evidence of payment of Contributions, no allowance will be made for any stamps on this Card unless and until the Card has been returned as provided above.</b></p> <p>The Card must be produced to the employer at any time on demand, and must be delivered to him whenever he requires it for the purpose of paying contributions. It will be returned after stamping, but where the Contributor is in continuous employment the Card may be left in the hands of the Employer, who will be responsible for its safe custody. It must be returned to the Contributor upon its expiry, or at any time within 48 hours of its demand by the Contributor.</p> <p>If the Card is not retained by the Employer, it must be delivered to him when he requires it for the purpose of production to an Inspector or other authorised person.</p> <p>On the Contributor leaving his Employment the Card must be returned to him by the Employer, and may, if the Contributor so desires, be exchanged for a new one at the office of the Society, or, if he is not a member of a Society, at any Post Office.</p> <p>If a Card is accidentally damaged or defaced it should be exchanged for a new one.</p> <p>Any person having this Card in his possession must produce it at any reasonable time when required by an Inspector or other authorised person.</p> <p>In the event of the death of the Contributor, this Card must be returned to his Society or to the Scottish Insurance Commissioners, Edinburgh.</p>		
<p><b>LOST CARD.</b></p> <p>Any person finding this Card, unless he can at once return it to the Contributor, should drop it into a Post Office Letter Box.</p>		



## An English Class A Card for the First Quarter of the Scheme.

[purchased on e-bay]. (Item 79):

<b>EMPLOYED CONTRIBUTOR (MAN)</b>		<b>ENGLAND.</b>
<b>CLASS A</b>		To 13th October, 1912.
<b>NATIONAL HEALTH INSURANCE.</b>		1st Quarter
<b>Contribution Card.</b>		
<b>OWNERSHIP AND CUSTODY OF CARD.</b>		
<p>This Card is the property of the Insurance Commissioners (England); during its currency it is entrusted to the Contributor, who must return it together with his Insurance Book to his Society or, if he is not a Member of a Society, hand the Card in at any Post Office immediately upon its expiry but in no case later than</p>		
<b>26th OCTOBER, 1912.</b>		
<p><b>As the stamped Card is the only evidence of payment of Contributions, no allowance will be made for any Stamps on this Card unless and until the Card has been returned as provided above.</b></p>		
<p>The Card must be produced to the Employer at any time on demand, and must be delivered to him whenever he requires it for the purpose of paying contributions. It will be returned after stamping, but where the Contributor is in continuous employment the Card may be left in the hands of the Employer, who will be responsible for its safe custody. It must be returned to the Contributor upon its expiry, or at any time within 48 hours of its demand by the Contributor.</p>		
<p>If the Card is not retained by the Employer, it must be delivered to him when he requires it for the purpose of production to an Inspector or other authorised person.</p>		
<p>On the Contributor leaving his Employment the Card must be returned to him by the Employer, and may, if the Contributor so desires, be exchanged for a new one at the office of the Society or, if he is not a Member of a Society, at any Post Office.</p>		
<p>If a Card is accidentally damaged or defaced it should be exchanged for a new one.</p>		
<p>Any person having this Card in his possession must produce it at any reasonable time when required by an Inspector or other authorised person.</p>		
<p>In the event of the death of the Contributor, this Card must be returned to his Society or to the Insurance Commissioners, London, S.W.</p>		
<b>LOST CARD.</b>		
<p><b>Any person finding this Card, unless he can at once return it to the Contributor, should drop it into a Post Office Letter Box.</b></p>		



The contribution cards used for the five quarters from 7<sup>th</sup> July 1912 to October 12<sup>th</sup> 1913

Class A – Men

Class E – Women

Class C – Voluntary Contributors – male under 45

Class D – Voluntary Contributors – male 45 or over

Class F – Voluntary Contributors – female under 45

Class G – Voluntary Contributors – female 45 or over

Class H – Married Women Voluntary Contributors

Emergency Card

Separate sets of cards were produced for England, Wales, Scotland and Ireland.

## Six-monthly Cards.

From the *Times* of 8<sup>th</sup> November 1913.

---



---

### NATIONAL INSURANCE.

---

#### SIX MONTHS CONTRIBUTION CARDS.

The National Health Insurance Commission (England) announce that it is intended at the end of the current quarter to substitute a six months contribution card for the quarterly card now in use.

No alteration has been made in the size of the card and it is not anticipated that there will be any difficulty in adapting automatic stamping machines for use with it. In the case of all employed contributors' cards, the space for the contributor's name and the spaces for the stamps will be on the same page as at present.

Employers can obtain specimen cards on application to the National Health Insurance Commission (England), Wellington House, Buckingham-gate, London, S.W.

---



## Part of one of the first six-monthly Cards.

National Health Insurance Card – 2<sup>nd</sup> half of 1914. This would originally have had an instruction sheet on the left hand side. (Item 80):

EMPLOYED  
CONTRIBUTOR  
(MAN).

ENGLAND.  
To 3rd January, 1915.

CLASS A

**NATIONAL HEALTH INSURANCE.**  
Contribution Card for 26 weeks ending 3rd January, 1915.

**OWNERSHIP AND CUSTODY OF CARD.**  
This Card is the property of the Insurance Commissioners (England); during its currency it is entrusted to the Contributor, who must immediately upon the expiry of the Card, but in no case later than  
**16th JANUARY, 1915,**  
return it together with his Insurance Book to his Society or, if he is NOT a member of a Society, post the Card and Book direct to the Insurance Commission in a special addressed envelope which, if not already supplied by the Commissioners, can be obtained on application at any Post Office.

As the stamped Card is the evidence of payment of Contributions, no allowance will be made for any Stamps on this Card unless and until the Card has been returned as provided above.

In the event of the death of the Contributor, this Card must be returned to his Society or to the Insurance Commissioners, London, S.W.

If this Card is lost, any person finding it should drop it into a Post Office Letter Box, unless he can at once return it to the Contributor.

In any other circumstances, persons desiring to send a Contribution Card through the Post must enclose it in an envelope in the ordinary way and must prepay the postage unless the Card is sent to the Insurance Commissioners.

**Reserved for use of Society or Insurance Commissioners.**

No entry must be made in this space until after the return of the Card to the Society or Commissioners.

Name of )  
Approved Society )

Wk. 45128.81. 5,000,000. 3/14. B & T. Lond.

APPEARS AT THE REDUCED RATE MUST NOT BE PAID ON THIS CARD. Members of Societies can obtain a special Arrivals Card on application to their Societies.



# Scottish Card for the first half of 1916.

This is one of the last of the folded cards with an instruction sheet.  
(Item 81):

**EMPLOYED CONTRIBUTOR (MAN).**

**CLASS A**

**SCOTLAND.**  
To 2nd July, 1916.

**1916**  
**FIRST HALF.**

**NATIONAL HEALTH INSURANCE.**  
Contribution Card for 26 weeks ending 2nd July, 1916.

**15th JULY, 1916,**

This Card is the property of the Scottish Insurance Commissioners; during its currency it is entrusted to the Contributor, who must immediately upon the expiry of the Card, but in no case later than

**15th JULY, 1916,**

return it together with his Insurance Book to his Society or, if he is NOT a member of a Society, post the Card and Book direct to the Scottish Insurance Commissioners in a special addressed envelope which, if not already supplied by the Commissioners, can be obtained on application at any Post Office.

As the stamped Card is the evidence of payment of Contributions, no allowance will be made for any Stamps on this Card unless and until the Card has been returned as provided above.

In the event of the death of the Contributor, this Card must be returned to his Society or to the Scottish Insurance Commissioners, Edinburgh.

If this Card is lost, any person finding it should drop it into a Post Office Letter Box, unless he can at once return it to the Contributor. In any other circumstances, a person desiring to send a Contribution Card through the Post must enclose it in an envelope in the ordinary way, and must prepay the postage unless the Card is sent to the Scottish Insurance Commissioners.

**Arrears at the reduced rate must not be paid on this Card. Members of Societies can obtain special Arrears Cards on application to their Societies.**

(4592) Wt 2701 1400m 9/15 M & G Ltd G 24/1

*A member of a Society requiring a new Card should apply to his Society.*

All Contributions payable in respect of the period to 2nd July, 1916, must be paid and Stamps affixed within six days after that date. When a person is employed without wages, the Employer must affix a Stamp on the first day of employment in each week for which a Contribution is payable.

(4) EMPLOYER'S CONTRIBUTION NOT RECOVERABLE. Notwithstanding any contract to the contrary, the Employer is liable to a penalty if he deducts or attempts to deduct from the wages of or otherwise to recover from the Contributor the Employer's Contribution or any part of it.

(5) CHANGE OF ADDRESS. A Contributor changing his address during the currency of this Card should alter the address on page 2, and within seven days inform his Society or, if he is not a member of a Society, the Scottish Insurance Commissioners, Edinburgh.

(6) DEFACING CARD. Except as otherwise provided by Regulations, no mark of any kind may be made on this Card, nor may anything be affixed to it by the Employer or Contributor or any other person. If a Card is accidentally damaged or defaced it should be exchanged for a new one.

(7) ASSIGNATION OR TRANSFER. No person may assign or charge, or agree to assign or charge any Card, and any sale, transfer or assignation of, or charge on any Card is void and of no effect.

(8) WEEKS OF UNEMPLOYMENT. If a member of a Society wishes to avoid falling into arrear when he is unemployed, he may pay at a reduced rate (usually 4d.) for each week of unemployment. These payments must be made on an Arrears Card and can only be accepted if made on this Card. An Arrears Card can be obtained from the Society.

(9) PENALTIES. If any Employer has failed to pay any Contributions which he is liable to pay in respect of an Employed Contributor, he is for each Offence liable on Summary Conviction to a fine not exceeding TEN POUNDS, and to pay a sum equal to the amount of the Contributions which he has failed to pay. Further, if the Contributor is a member of an Approved Society, he may take proceedings against his Employer, in which case the Employer may be compelled to make good any loss of Benefits which the Contributor has suffered.

If any Insured Person, without reasonable cause, fails to deliver a Contribution Card to his Employer at the times required by the Regulations, or is guilty of any other contravention of or non-compliance with any of the requirements of the National Insurance Acts, 1911 to 1915, or the Regulations made thereunder in respect of which no special penalty is provided, he is for each Offence liable on Summary Conviction to a fine not exceeding TEN POUNDS. Every person who buys, takes in exchange, or takes in pawn from an Insured Person, or any person acting on his behalf, on any pretence whatever, any Insurance Card is liable on Summary Conviction to a fine not exceeding TEN POUNDS.

Full information as to the duties of an Employer as regards the payment of Health Insurance Contributions is contained in Pamphlet A, to be obtained from the Commissioners or from any Officer of Customs and Excise.

If a cut-out envelope is used for posting this Card to the member particular care must be taken to see that the name and address are plainly visible when the Card is in the envelope. The member's name and address must always be inserted at the top of page 2, and should not be inserted here unless the Card is to be sent through the post in a cut-out envelope.

Name	Postal Address
Full	Full




## Man's National Health Insurance Card for the Second half of 1916.

From a batch in the Public Record Office. [PEN 900/42] (Item 82):  
Instructions now appear on the main card which is an non-folded sheet.

ENGLAND.  
To 31st December, 1916.

**EMPLOYED  
CONTRIBUTOR (MAN).  
CLASS A**



**1916  
SECOND HALF**

**NATIONAL HEALTH INSURANCE.  
Contribution Card for 26 weeks ending 31st December, 1916.**

(1) This Card is the property of the Insurance Commissioners. It must not be bought, sold, transferred or taken in pawn.

(2) The Insured Person must deliver the Card to his Employer at the proper times for the purpose of stamping, and must immediately after 31st December, 1916, and in no case later than

**13th JANUARY, 1917,**

send the Card, with his Insurance Book, to his Society. If he is not a member of a Society he should post the Card and Book to the Commissioners; an addressed envelope can be obtained at any Post Office.

(3) If this Card is lost by the Insured Person anyone who finds it must drop it into a Post Office letter box.

(4) If the Card is sent through the post it must be put in an envelope and postage must be pre-paid.

(5) The normal rate of contribution for a man employed in Great Britain is 7d. a week, but in certain cases other rates are applicable. Contributions at the rate of 6d. a week are payable in respect of a man who is 21 years of age or over if his remuneration does not include board and lodging and does not exceed 2s. for a full working day. Contributions at the rate of 6d. must not be paid on this Card, but on a special A(L) Card to be obtained on application at any Post Office.

(6) A weekly contribution is payable by the Employer for each week (commencing Monday) during the whole or any part of which the Insured Person is employed. The Card must be stamped with National Health Insurance stamps not later than the time at which wages are paid, and each stamp must be cancelled at the time of affixing, by writing the date of affixing in ink or stamping it with a metallic die across the face of the stamp.

(7) Where the Employer fails to pay the contribution and to deduct the Insured Person's share of it at the proper time he loses his right of deducting any part of the contribution.

(8) Full information as to rates of contribution and time for affixing stamps is given to the Insured Person in his Insurance Book, and to the Employer in Pamphlet A, Revised (to be obtained free of charge from the Insurance Commissioners, London, S.W.).

(9) If a member of a Society wishes to avoid falling into arrear when he is unemployed he may pay at a reduced rate (usually 4d.) for each week of unemployment. These payments must be made on an Arrears Card and cannot be accepted if made on this Card. An Arrears Card can be obtained from the Society.

(10) Every person who contravenes or fails to comply with any of the provisions of the National Insurance Acts or Regulations is liable to a penalty.

(M 4347) Wt. 53900-232 6872M 4/16 H & S

A Member of a Society requiring a new Card should apply to his Society.

The Regulations provide that the Employer shall stamp the Card to date and return it to the Insured Person at the following times:—(a) on the termination of the employment; (b) on the expiration of the period of currency of the Card, or not later than 6 days thereafter; (c) within 46 hours after receiving a request to that effect from the Insured Person.




# National Health Insurance Arrears Card printed in June 1916.

[Bristol Record Office Ref:28782/23] (Item 83):

**R (2) ENGLAND 1916.**  
**Penalty Arrears exceeding 16.**

Date of receipt of Card by Society.



## NATIONAL HEALTH INSURANCE.

To be filled in before issue.

Name of Approved Society and Branch \_\_\_\_\_  
 Member's No. \_\_\_\_\_ Class \_\_\_\_\_  
 Name (in full) \_\_\_\_\_

*The two paragraphs which do not apply should be struck out before issue.*

**NOTE: The number of PENALTY ARREARS standing against you at 2nd July, 1916, is \_\_\_\_\_.** If they remain unpaid by 1st October, 1916:—

- (1) You will be suspended from sickness or disablement benefit for the first six weeks for which benefit would otherwise be payable to you in the year beginning the first week of November, 1916.
- (2) You will be suspended from sickness and disablement benefit for the whole of the year beginning the first week of November, 1916.
- (3) You will be suspended from all benefits for the whole of the year beginning the first week of November, 1916.

**If you wish to avoid suspension or reduction of benefits you must pay off the penalty arrears by affixing stamps to this Card in the spaces provided.**

If you pay off only a part of these arrears the reduction of benefits will depend on the number of arrears still unpaid by 1st October, 1916. (See page 4 of the Insurance Book.)  
 A single National Health Insurance Stamp should be affixed in one of the spaces below in payment of each week of arrears, but if the number of arrears paid is more than five, stamps of the value of 6d. or 1/- may also be used.  
**POSTAGE STAMPS AND UNEMPLOYMENT STAMPS must not be used.**  
 Every stamp must be cancelled at the time of affixing by writing the date across it in ink.

THIS CARD MUST NOT BE PRESENTED TO AN EMPLOYER TO STAMP.			
For rates at which the arrears may be paid see instruction (2) on the back of the Card.			

If you have still in your possession any Card stamped for weeks earlier than 3rd July, 1916, you should at once send it to your Society.  
 To be entered by the Society before the Card is returned to the Commissioners. } ARREARS RATE ..... d.

**Declaration to be filled up before the Contributor returns the Card to his Society.**  
 I declare that the number of arrears paid by me at the reduced rate on this and other Cards in respect of the year from 5th July, 1915, to 2nd July, 1916, is not greater than the number of weeks in that year during which I was unemployed.


Signature or Mark of Contributor \_\_\_\_\_

Witness to the Mark \_\_\_\_\_  
 (Only required if Signature is by Mark.)

## Emergency Card.

[based on examples in Sheffield Record Office] [Refs. NCB/1971/1 and NCB/1971/3] (Item 84):


The missing text under the words "Emergency Card" was covered by stamps.

<b>Employed Contributor.</b>		<b>ENGLAND.</b>
<b>Y</b>		
<b>NATIONAL HEALTH INSURANCE. Emergency Card.</b>		
		(England), and Contributor has
		National Health of himself and s it in ink the
<p>The stamped Card must be delivered to the Contributor, who must forward it to his/her Society or, if not a member of a Society, hand it in at the Post Office when returning the Contribution Card for the current period.</p> <p>As the stamped Card is the only evidence of the payment of the Contribution, no allowance will be made for the Stamp on this Card unless and until the Card has been surrendered.</p>		
<b>Postage Stamps and Unemployment Insurance Stamps must not be used.</b>		<small>In accordance with Section 13 of the Stamp Duties Management Act, 1891, any person who fraudulently <u>removes</u> any Stamp from this Card or <u>makes use of</u> any stamp removed from another Card is guilty of <u>felony</u>.</small>
<p>The Contributor must on receiving this Card from the Employer sign and insert his/her address in the space below before returning the Card to his/her Society or, if not a Member of a Society, to the Post Office.</p>		
<p>Signature or Mark of Contributor _____</p>		
<p>Address _____</p>		
<p>Witness to the Mark (Only required if the Signature is by Mark.) _____</p>		
<p>Reserved for use of Society or Insurance Committee. No entry must be made in this space until after the surrender of the Card to the Society or Post Office. Name of Approved Society or Insurance Committee.</p>		
<p>Contributor's } No. } _____</p>		

There were three other cards of which I have not found examples. A(L), A(O), and A(M). Details are given of page 13 of the National Insurance Handbook.



# A Special Card from 1919.

<p><b>EXEMPT PERSON</b> (Outworker under Special Regulations). <b>CLASS X(O)</b></p> <table border="1" style="width: 100%;"><tr><td style="text-align: center;">Employer's Contribution <b>3d. a unit.</b></td></tr></table>	Employer's Contribution <b>3d. a unit.</b>		<p style="text-align: right;"><b>ENGLAND.</b> To 4th January, 1920.</p> <table border="1" style="margin-left: auto; margin-right: auto;"><tr><td style="text-align: center;"><b>1919</b> <b>SECOND HALF</b></td></tr></table>	<b>1919</b> <b>SECOND HALF</b>
Employer's Contribution <b>3d. a unit.</b>				
<b>1919</b> <b>SECOND HALF</b>				
<p><b>NATIONAL HEALTH INSURANCE.</b> Contribution Card for 27 weeks ending 4th January, 1920.</p>				
<p>(1) This Card is for use in the case of an Exempt Outworker (man or woman) whose Employer pays contributions on the Unit System. The Card must only be used for an outworker who holds a current Exemption Book issued by the Insurance Commissioners, Leonard Street, London, E.C.2. The Card must only be used by the Employer by whom it is issued: any other Employer must use a separate Card.</p> <p>(2) The Card is the property of the Commissioners. It must not be bought, sold, transferred or taken in pawn.</p> <p>(3) The Exempt Person must deliver the Card to his Employer at the proper times for the purpose of stamping, and must immediately after 4th January, 1920, or on ceasing to be exempt, and in any case not later than</p> <p style="text-align: center;"><b>17th January, 1920,</b></p> <p>return the Card to the Commissioners in the envelope sent to him.</p> <p>(4) A <b>3d.</b> contribution is payable by the Employer for each unit of work (or part of a unit) done by the Outworker. <i>The Card must be stamped with National Health Insurance Stamps before the work is paid for, and each stamp must be cancelled at the time of affixing, by writing the date of affixing in ink or stamping it with a metallic die across the face of the stamp.</i></p> <p>(5) The Employer cannot recover any part of the contribution from the Exempt Person.</p> <p>(6) When 53 contributions have been paid in respect of an Exempt Outworker in the 53 weeks beginning 30th June, 1919, a certificate to that effect can be obtained from the Commissioners and no further contributions will then be payable in respect of him during that period.</p> <p>A person finding a lost card should drop it into a Post Office letter box.</p> <p>If this Card is sent through the post it must be put in an envelope and postage must be prepaid unless the Card is sent to the Commissioners.</p>				
<hr/>				
Insert before issue	}	<p>Name of Employer _____</p> <p>Address _____</p> <p>_____</p>		
<p>22516 69826 Wt.11221234 2251 2/19 JWLtd</p>				

Reverse of special card of 1919.

**X(O)  $\frac{2}{19}$  ENGLAND. 27 weeks ending 4th January, 1920.**

.....s. ....d. ....s. ....d. *Value of the Unit of Work*.....s. ....d.\*

Before affixing the first stamp the Employer must insert these particulars: -

No. of Exemption Certificate **E**.....

Name of Exempt Person } (Surname first.).....

Address.....

---

.....s. ....d. ....s. ....d. ....s. ....d. ....s. ....d. ....s. ....d. ....s. ....d.

**One 3d. Stamp must be used for each Unit of Work.**

The value of the Unit of Work must be entered by the Employer in the space\* provided above and the amount paid to the Outworker on each occasion for the work done may be inserted in the proper space above the Stamp.

---

.....s. ....d. ....s. ....d. ....s. ....d. ....s. ....d. ....s. ....d. ....s. ....d.

**One 3d. Stamp must be used for each Unit of Work.**

The value of the Unit of Work must be entered by the Employer in the space\* provided above and the amount paid to the Outworker on each occasion for the work done may be inserted in the proper space above the Stamp.

---

.....s. ....d. ....s. ....d. ....s. ....d. ....s. ....d. ....s. ....d. ....s. ....d.

**One 3d. Stamp must be used for each Unit of Work.**

The value of the Unit of Work must be entered by the Employer in the space\* provided above and the amount paid to the Outworker on each occasion for the work done may be inserted in the proper space above the Stamp.

---

.....s. ....d. ....s. ....d. ....s. ....d. ....s. ....d. ....s. ....d. ....s. ....d.

**One 3d. Stamp must be used for each Unit of Work.**

The value of the Unit of Work must be entered by the Employer in the space\* provided above and the amount paid to the Outworker on each occasion for the work done may be inserted in the proper space above the Stamp.

*If further Stamp spaces are required another Card should be used and attached.*

---

The Exempt Person should sign here before returning the Card. *Signature*.....


*Address to which future letters should be sent.*.....

In accordance with Section 13 of the Stamp Duties Management Act, 1891, any person who fraudulently removes any Stamp from this Card or makes use of any Stamp removed from another Card is guilty of felony



**Class C - Voluntary Contributions. First half of 1919.**

(Item 85):

<p><b>VOLUNTARY CONTRIBUTOR MAN.</b></p> <p><b>CLASS C</b></p>		<p><b>ENGLAND.</b></p> <p>To 29th June, 1919.</p>	<div style="border: 1px solid black; padding: 5px; width: 100%;"> <p><b>1919</b></p> <p><b>FIRST HALF</b></p> </div>
<p><b>CONTRIBUTION 7d. A WEEK.</b></p> <p><i>See No. (8) below.</i></p>			
<p><b>NATIONAL HEALTH INSURANCE.</b></p> <p><b>Contribution Card for 26 weeks ending 29th June, 1919.</b></p>			
<p>(1) This Card is the property of the Insurance Commissioners. It must not be bought, sold, transferred or taken in pawn. The Insured Person must produce this Card at any reasonable time when required by an Inspector or other authorised person or by his Society.</p> <p>(2) The Insured Person must immediately after 29th June, 1919, and in any case not later than</p> <p style="text-align: center;"><b>5th July, 1919,</b></p> <p>send the Card, with his Record Card, to his Approved Society. If he is not a member of a Society he should post his Card to the Commissioners; an addressed envelope can be obtained at any Post Office. <u>Failure to surrender this Card promptly may result in a serious loss of Benefits.</u></p> <p>(3) A 7d. contribution is payable unless the total income of the Insured Person exceeds £160 a year, in which case his contribution is 5d. and he is not entitled to medical benefit.</p> <p>(4) If a Voluntary Contributor becomes employed his contributions (7d.) may be paid on this Card or the Insured Person may obtain an employed contributor's card from his Society or at a Post Office. He should in any case inform his Society when he becomes employed.</p> <p>(5) A contribution is payable for each week (commencing Monday). <i>The Card must be stamped with one National Health Insurance Stamp for each week, and each stamp must be cancelled at the time of affixing by writing the date of affixing in ink or stamping it with a metallic die across the face of the stamp.</i></p> <p>(6) In the event of the death of the Insured Person, this Card must be returned to his Society or to the Insurance Commissioners.</p>			
<p><b>NAME OF SOCIETY:—</b></p>			
<p>21810 M34731 W1.21143/155 70000 8/18 JWLtdO</p>			

A Person finding a lost card should drop it into a Post Office letter box. If this Card is sent through the post it must be put in an envelope, and postage must be prepaid unless the Card is sent to the Commissioners.



# Irish Cards – First half of 1919 and first half of 1920.

(Items 86):

**WOMAN**  
Employed Contributor.

**IRELAND.**  
To 4th July, 1920.

**1920.**  
**FIRST HALF**

**CLASS E.**  
**NATIONAL HEALTH INSURANCE.**

**(1.) NOTICE TO EMPLOYER.**  
**THE RATE FOR ALL INSURED WOMEN EMPLOYED IN IRELAND IS 4½d. PER WEEK, NO MATTER WHAT THE AMOUNT OF WAGES MAY BE.**  
A National Health Insurance Stamp for 4½d. must be affixed for each week (commencing on a Monday) during the whole or any part of which the Insured Person is employed.  
*6d. Stamps may be affixed to this Card in respect of employment in Great Britain.*

The Card must be stamped not later than the time when wages are being paid, and the Stamp should then be cancelled by writing or stamping the date across it. The Card, properly stamped to date, must be returned to the Insured Person at the following times:—(a) On the termination of her employment; (b) on 4th July 1920, or within 6 days thereafter; (c) within 48 hours after receiving a request to that effect from the Insured Person.

Usually the Employer pays 2½d. and deducts 2d. from the wages of the Insured Person, but if the Insured Person is 21 years of age or over and her remuneration does not include board and lodging and does not exceed 2/- per full working day, only 1d. can be deducted. If the remuneration does not exceed 1/6 a day nothing can be deducted.

**(2.) NOTICE TO INSURED PERSON.**  
This Card must be handed to your Employer at the proper times to be stamped. It must be sent with your Record Card to your Society immediately after 4th July, 1920, and in no case later than 17th July, 1920.

**Failure to do this may result in loss or reduction of benefits.**  
If you are not a member of a Society, you should send the Card to the Commissioners. An addressed envelope for this purpose can be obtained at any Post Office.

If you fall sick you should notify your Society within 3 days or loss of benefit may result.

(3) This Card is the property of the Irish Insurance Commissioners, 44/5 Merrion Square, Dublin. It must not be bought, sold, transferred, or taken in pawn.

Wt. 4073. 450,000 Coy. & Co. Ltd., Cork.

**MAN**  
Employed Contributor.

**IRELAND.**  
To 29th June, 1919.

**1919.**  
**FIRST HALF**

**CLASS A.**  
**NATIONAL HEALTH INSURANCE.**

**(1.) NOTICE TO EMPLOYER.**  
**THE RATE FOR ALL INSURED MEN EMPLOYED IN IRELAND IS 5d. PER WEEK, NO MATTER WHAT THE AMOUNT OF WAGES MAY BE.**  
A National Health Insurance Stamp for 5d. must be affixed for each week (commencing on a Monday) during the whole or any part of which the Insured Person is employed.  
*7d. Stamps may be affixed to this Card in respect of employment in Great Britain.*

The Card must be stamped not later than the time when wages are being paid and the Stamp should then be cancelled by writing or stamping the date across it. The Card, properly stamped to date, must be returned to the Insured Person at the following times:—(a) On the termination of his employment; (b) on 29th June, 1919, or within 6 days thereafter; (c) within 48 hours after receiving a request to that effect from the Insured Person.

Usually the Employer pays 2½d. and deducts 3d. from the wages of the Insured Person, but if the Insured Person is 21 years of age or over, and his remuneration does not include board and lodging, and is over 2/- but not over 2/6 per full working day, only 2d. can be deducted from his wages; if over 1/6 but not over 2/-, only 1d. can be deducted; and if not over 1/6 a day nothing can be deducted.

Pamphlet A Revised (to be obtained free of charge from the Commissioners) gives full information as to the rates of contribution and time for affixing stamps.

The extra penny which an Employer paying Low Wages must now spend on each Stamp will be refunded by the Insurance Commissioners on application in the prescribed form at the end of the Half-year.

**(2.) NOTICE TO INSURED PERSON.**  
This Card must be handed to your Employer at the proper times to be stamped. It must be sent with your Record Card to your Society immediately after 29th June, 1919, and in no case later than 12th July, 1919.

**Failure to do this may result in loss or reduction of benefits.**  
If you are not a member of a Society, you should send the Card to the Commissioners. An addressed envelope for this purpose can be obtained at any Post Office.

(3) This Card is the property of the Irish Insurance Commissioners, 44/5 Merrion Square, Dublin. It must not be bought, sold, transferred, or taken in pawn.

Wt. 4424. 680,000 Coy & Co. Ltd., Cork.



1 / 19

If an Insured Person falls sick he must notify his Society within 8 days or loss of benefit may result.

**IRELAND.**

No. in Society \_\_\_\_\_

Name (Surname first) Deborah Kelly

Address in full Castletown

NOTE.—On change of address, the Card should be altered and the Society should be informed within 7 days.

Stamp: 30-1-19 6-1-19	Stamp: 13-1-19 20-1-19	Stamp: 27-1-19 3-2-19	Stamp: 10-2-19 17-2-19	Stamp: 24-2-19 3-3-19	Stamp: 17-3-19 24-3-19	Stamp: 6-4-19 13-4-19	Stamp: 20-4-19 27-4-19	Stamp: 4-5-19 11-5-19	Stamp: 18-5-19 25-5-19	Stamp: 1-6-19 8-6-19
16th	17th	18th	19th	20th	21st	22nd	23rd	24th	25th	26th
Week commencing 19 April, 1919	Week commencing 26 April, 1919	Week commencing 3 May, 1919	Week commencing 10 May, 1919	Week commencing 17 May, 1919	Week commencing 24 May, 1919	Week commencing 31 May, 1919	Week commencing 7 June, 1919	Week commencing 14 June, 1919	Week commencing 21 June, 1919	Week commencing 28 June, 1919

In accordance with Section 13 of the Stamp Duties (Management) Act, 1891, any person who fraudulently procures a stamp from this Card or makes use of any stamp removed from another Card is guilty of felony.

The Insured Person should sign here before returning this Card.

1 / 20

**IRELAND.**

26 Weeks ending 4th July, 1920.

No. in Society \_\_\_\_\_

Name (Surname first) \_\_\_\_\_

Address in full \_\_\_\_\_

NOTE.—On change of address, the new address must be entered in the space \* below and the Society informed within seven days.

**Under the Act a Woman who marries must notify her Society without delay.**

If you have become a widow during the half-year, give date \_\_\_\_\_

The Insured Person should sign here before returning the Card.

Signature of Insured Person \_\_\_\_\_

\* Address to which future letters should be sent \_\_\_\_\_

Stamp: 24-5-20	Stamp: 31-5-20	Stamp: 7-6-20	Stamp: 14-6-20	Stamp: 21-6-20	Stamp: 28-6-20	Stamp: 5-7-20	Stamp: 12-7-20	Stamp: 19-7-20	Stamp: 26-7-20	Stamp: 2-8-20
16th	17th	18th	19th	20th	21st	22nd	23rd	24th	25th	26th
Week commencing 19 April, 1920	Week commencing 26 April, 1920	Week commencing 3 May, 1920	Week commencing 10 May, 1920	Week commencing 17 May, 1920	Week commencing 24 May, 1920	Week commencing 31 May, 1920	Week commencing 7 June, 1920	Week commencing 14 June, 1920	Week commencing 21 June, 1920	Week commencing 28 June, 1920

In accordance with Section 13 of the Stamp Duties (Management) Act, 1891, any person who fraudulently procures a stamp from this Card or makes use of any stamp removed from another Card is guilty of felony.




# A Welsh Card - 1920 Second half.

(Item 87):

A Member of a Society requiring a new Card should apply to his Society.

**EMPLOYED CONTRIBUTOR  
MAN  
CLASS A**

**CONTRIBUTION 10<sup>d</sup> A WEEK**  
Employer, 5d.; Worker, 5d  
(See No 5 below.)



**WALES.**  
To January 2, 1921.

**1920  
SECOND HALF**

**NATIONAL HEALTH INSURANCE.**  
Contribution Card for 26 weeks ending January 2, 1921.

(1) This Card is the property of the Minister of Health. It must not be bought, sold transferred or taken in pawn.

(2) The Insured Person must deliver the Card to his Employer at the proper times for the purpose of stamping and must immediately after January 2 1921. and in any case not later than

**JANUARY 15 1921**

send the Card, with his Record Card, to his Approved Society. If he is NOT a member of a Society he should post his Card to the Welsh Board of Health, City Hall, Cardiff: an addressed envelope can be obtained at any Post Office.

Failure to surrender this Card promptly may result in a serious loss of benefits.

(3) A 10d. contribution is payable by the Employer for each week (commencing Monday) during the whole or any part of which the Insured Person is employed. The Card must be stamped with National Health Insurance Stamps not later than the time at which wages are paid, and each stamp must be cancelled at the time of affixing by writing in ink the date of affixing, or stamping it with a metallic die across the face of the stamp.

(4) The Employer must also stamp the Card to date and return it to the Insured Person at the following times:—(a) on the termination of the employment, or if the employee leaves without notice within 14 days (b) on the expiration of the period of currency of the Card or not later than 6 days thereafter; (c) within 48 hours after receiving a request to that effect from the Insured Person.

(5) In certain cases where an insured person of 18 years of age or over, whose remuneration does not include board and lodging, is in receipt of low wages, his share of the contribution is less than 5d. Particulars are given in a leaflet obtainable from the Welsh Board of Health.

(6) Where the Employer fails to pay the contribution and to deduct the Insured Person's share of it at the proper time he loses his right of deducting any part of the contribution.

Full Name

---

Full Postal Address

A person finding a lost Card should drop it into a Post-Office Letter box. If this Card is sent through the post it must be put in an envelope, and postage must be prepaid unless the Card is sent to the Welsh Board of Health.

90668—1383—1060/855—(6)—(3)—878,000—3/20—Johns, Mpt.



## The Isle of Man

The Isle of Man joined the Health Insurance Scheme on 5<sup>th</sup> July 1920 as is shown by this poster which was approximately A1 in size. [POST 33/312A]

# NATIONAL HEALTH INSURANCE

Will come into Operation in the Isle of Man on

**5<sup>TH</sup> JULY, 1920.**

And will apply to  
Employed Persons between the ages of 16 and 70 years.

### (A) The following Persons **MUST BE INSURED:**

- (1) All persons employed by way of **MANUAL LABOUR**, no matter what their Wages may be.
- (2) All other employed persons whose remuneration is less than **£200 per annum**.

(NOTE—There are certain exceptions and exemptions, particulars of which are shown in an Official Leaflet obtainable at any Post Office).

### (B) Instructions to Insured Persons:

- (1) Obtain from any **POST OFFICE** an Insurance Card and Form.
- (2) Fill in and sign the **PINK FORM** and post it **AT ONCE** to the address printed thereon.
- (3) Write your name and address **ON THE CARD** and **HAND THE CARD TO YOUR EMPLOYER**.

NOTE—Cards may also be obtained from any official of the following Friendly Societies:—

- (a) *Independent Order of Rechabites.*
- (c) *Ancient Order of Foresters.*
- (b) *Independent Order of Oddfellows.*
- (d) *Andreas Benevolent Society.*

### (C) Instructions to Employers.

- (1) Satisfy yourself that **EACH** of your **EMPLOYEES** has obtained an **INSURANCE CARD** and has completed the **PINK FORM**.
- (2) Stamps must be affixed **WEEKLY** to each of your **EMPLOYEES' CARDS** at the following rates:—

	Total Weekly Contribution	Payable by Employer.	Payable by Employee.
<b>MEN</b>	<b>10d.</b>	<b>5d.</b>	<b>5d.</b>
<b>WOMEN</b>	<b>9d.</b>	<b>5d.</b>	<b>4d.</b>

- (3) **SPECIAL INSURANCE STAMPS** can be obtained from any Post Office. Postage Stamps must **NOT** be affixed.

**PENALTY ON EMPLOYERS FOR NON-STAMPING £10**

Further particulars may be obtained from—

THE SUPERINTENDENT,  
NATIONAL HEALTH INSURANCE,  
35, PROSPECT HILL, DOUGLAS.

**Isle of Man** – Pinkish-mauve Application Form. [POST 33/312A] (Item 88):

**IMPORTANT**  
TO ALL INSURED PERSONS



1. **BOTH** Parts I. and II. of this Form must be filled in and signed, and the Form posted **WITHOUT DELAY**.
2. **YOU** must select **ONE** of the Societies shown in Part II, through which you desire your monetary benefits to be administered.  
If you do not make a selection you will be allocated to one of the Societies named, at the discretion of the National Health Insurance Commissioners.
3. After you have completed and posted this Form, **HAND YOUR CARD TO YOUR EMPLOYER** for stamping.

(Fold Here)

Affix  
Half-Penny  
Stamp

The Superintendent,  
**MANX HEALTH INSURANCE Society,**  
35 Prospect Hill,  
**DOUGLAS.**

(Fold Here)



Isle of Man – Card for a Man – blue [POST 33/312A] (Item 89):

# ISLE OF MAN

EMPLOYED  
CONTRIBUTOR  
MAN.

CLASS A. To 2nd January 1921

Contribution 10d. a Week  
Employer 5d; Worker 5d  
[See No. 5 below]



1920  
SECOND HALF

## NATIONAL HEALTH INSURANCE.

Contribution Card for 26 weeks ending 2nd January, 1921.

(1) This Card is the property of the Old Age Pensions and National Health Insurance Board. It must not be bought, sold, transferred or taken in pawn.

(2) The Insured Person must deliver the Card to his Employer at the proper times for the purpose of stamping.

(3) A 10d. contribution is payable by the Employer for each week (commencing Monday) during the whole or any part of which the Insured Person is employed. *The Card must be stamped with National Health Insurance stamps not later than the time at which wages are paid, and each stamp must be cancelled at the time of affixing, by writing the date of affixing in ink or stamping it with a metallic die across the face of the stamp.*

(4) The Employer must also stamp the Card to date and return it to the Insured Person at the following times:—[a] termination of the employment, or if the employee leaves without notice, within 14 days; [b] on the expiration of the period of currency of the Card, or not later than 6 days thereafter; [c] within 48 hours after receiving a request to that effect from the Insured Person.

(5) The Contributions applicable to Insured persons of 18 years of age and over whose remuneration does not include board and lodging and is less than 4/- per working day are as under:—

Up to and including 3/- per day.....	{ Employer—10d. per week Employee—Nil
Exceeding 3/- per day, but not exceeding 4/- per day .....	{ Employer—6d. per week Employee—4d. per week

(6) Where the Employer fails to pay the contribution and to deduct the Insured Person's share of it at the proper time he loses his right of deducting any part of the contribution.

L.G.M. 12,000/6'20

R.N.

### IMPORTANT.

This Card must be returned not later than  
**15th JANUARY, 1921**

to  
The Society through which you have elected to  
receive your benefit.  
Failure to surrender this Card promptly may result in  
serious loss of benefits.


A person finding a lost Card should drop it into a Post Office letter box.  
If this Card is sent through the post it must be put in an envelope, and postage must be pre-paid unless the Card is sent to the Old Age Pensions and National Health Insurance Board.

1925

Isle of Man — Card for a woman - green [POST 33/312A] (Item 90):

**ISLE OF MAN**

**EMPLOYED CONTRIBUTOR WOMAN.** **CLASS E. To 2nd January 1921**

Contribution 9d. a Week Employer 5d: Worker 4d (See No. 5 below)		<b>1920</b> <b>SECOND HALF</b>
--	---	-----------------------------------

**NATIONAL HEALTH INSURANCE.**  
 Contribution Card for 26 weeks ending 2nd January, 1921.

(1) This Card is the property of the Old Age Pensions and National Health Insurance Board. It must not be bought, sold, transferred or taken in pawn.

(2) The Insured Person must deliver the Card to her Employer at the proper times for the purpose of stamping.

(3) A 9d. contribution is payable by the Employer for each week (commencing Monday) during the whole or any part of which the Insured Person is employed. *The Card must be stamped with National Health Insurance stamps not later than the time at which wages are paid, and each stamp must be cancelled at the time of affixing, by writing the date of affixing in ink or stamping it with a metallic die across the face of the stamp.*

(4) The Employer must also stamp the Card to date and return it to the Insured Person at the following times:—(a) termination of the employment, or if the employee leaves without notice, within 14 days; (b) on the expiration of the period of currency of the Card, or not later than 6 days thereafter; (c) within 48 hours after receiving a request to that effect from the Insured Person.

(5) The Contributions applicable to Insured persons of 16 years of age and over whose remuneration does not include board and lodging and is less than 4/- per working day are as under:—

Up to and including 3/- per day.....	{	Employer— 9d. per week Employee—Nil
Exceeding 3/- per day, but not exceeding 4/- per day .....	{	Employer—6d. per week Employee—3d. per week

(6) Where the Employer fails to pay the contribution and to deduct the Insured Person's share of it at the proper time he loses his right of deducting any part of the contribution.

**IMPORTANT.**

This Card must be Returned not later than  
**15th JANUARY, 1921**  
 to  
 The Society through which you have elected to  
 receive your benefit.  
 Failure to surrender this Card promptly may result in  
 serious loss of benefits.

A person finding a lost Card should drop it into a Post Office letter box. If this Card is sent through the post it must be put in an envelope, and postage must be pre-paid unless the Card is sent to the Old Age Pensions and National Health Insurance Board.

L.G.M. 6,000/8/20 R.N.

20884



**Arrears Card R(A) 1921.**

(Item 91):


**NATIONAL HEALTH INSURANCE.**

**ENGLAND**

**R(A)**

**EMPLOYED CONTRIBUTOR**

**MAN.**



Date of Issue.		For use by Society.
Date of Receipt.		

Name of Approved Society and Branch }  
 Name }  
 (in full) }

Class.....  
 No.....

**NOTICE OF ARREARS (1921)**

As the number of contributions credited to you for the Contribution Year ended 3rd July, 1921, is.....(See your Record Card) **YOU ARE IN ARREAR** but subject to Instruction (1) overleaf you can avoid reduction of your benefits by paying the Arrears Penalty.

The Arrears Penalty is SHILLINGS (see Table on back).

You can pay this sum by stamping this Card and returning it to your Society by **30th NOVEMBER** next.

If you do not pay this penalty by that date your benefits **FOR THE WHOLE OF THE BENEFIT YEAR FROM 2nd JANUARY, 1922, TO 31st DECEMBER, 1922, WILL BE REDUCED** as shown in Cols. (2) and (3) of the Table.

<p><b>BEFORE STAMPING THIS CARD READ INSTRUCTIONS ON BACK.</b></p> <p><b>How to Pay.</b></p> <p>(1) Stamp this Card (in this space) with <b>NATIONAL HEALTH INSURANCE</b> Stamps to the amount of the Arrears Penalty. Health Insurance stamps value 1s. are on sale at all Post Offices.</p>
<p>(2) Cancel each stamp at the time of affixing by writing the date across it in Ink.</p> <p>(3) Send the stamped Card with your Record Card to your Society</p> <p><b>BEFORE 30th NOVEMBER NEXT.</b></p>

If you stamp this Card (see Instruction (1) overleaf) sign the following declaration before returning the Card to your Society—


I hereby declare that I have sent to my Society Contribution Cards bearing a stamp for each week during which I was employed in the Contribution Year.

Signature of Insured Person.....

Address.....

M 70687. Wt. T 1018/2080. 1,727,008. 6/21. J. H. Ltd. 1098.

# 1922 Class F Card (Voluntary Contributor Woman.)

<p><b>VOLUNTARY CONTRIBUTOR WOMAN. CLASS F</b></p>		<p><b>ENGLAND.</b> To 31st December, 1922.</p>
<p>CONTRIBUTION 9d. A WEEK. <i>(But see (3) below.)</i></p>		<p><b>1922 SECOND HALF</b></p>
<p><b>NATIONAL HEALTH INSURANCE.</b> Contribution Card for 26 weeks ending 31st December, 1922.</p>		
<p>(1) This Card is the property of the Minister of Health. It must not be bought, sold, transferred or taken in pawn. The Insured Person must produce this Card at any reasonable time when required by an Inspector or other authorised person or by her Society.</p>		
<p>(2) The Insured Person must immediately after 31st December, 1922, and in any case not later than</p>		
<p><b>6th January, 1923,</b></p>		
<p>send the Card, with her Record Card, to her Approved Society. If she is not a member of a Society she should post her Card to the Ministry of Health, Insurance Department; an addressed envelope can be obtained at any Post Office. <b>Failure to surrender this Card promptly may result in a serious loss of Benefits.</b></p>		
<p>(3) A 9d. contribution is payable unless the total income of the Insured Person exceeds £250 a year, in which case her contribution is 7d. and she is not entitled to medical benefit.</p>		
<p>(4) If a Voluntary Contributor becomes employed the contributions (9d.) may be paid on this Card or the Insured Person may obtain an employed contributor's card from her Society or at a Post Office. She should in any case <b>inform her Society</b> when she becomes employed.</p>		
<p>(5) A contribution is payable for each week (commencing Monday). <i>The Card must be stamped with one National Health Insurance stamp for each week, and each stamp must be cancelled at the time of affixing by writing the date of affixing in ink or stamping it with a metallic die across the face of the stamp</i></p>		
<p>(6) If the Insured Person marries she ceases on marriage to be a Voluntary Contributor.</p>		
<p>(7) In the event of the death of the Insured Person, this Card must be returned to her Society or to the Ministry of Health, Insurance Department.</p>		
<p><b>NAME OF SOCIETY:—</b></p>		

168 53381 W t. 31805A/3414 38,000 3/22 JWLtdO 142



1922 Card F reverse.

<b>ENGLAND</b> <i>No. in Society</i> _____ 26 Weeks ending 31st December, 1922. <i>Name</i> _____ (Surname first).						
<b>1st</b> Week, commencing 3 July, 1922.	<b>2nd</b> Week, commencing 10 July, 1922.	<b>WEEKLY RATE OF CONTRIBUTION 9d.</b> <i>See No. (3) overleaf.</i>				NOTE.—On change of address the new address must be entered in the space * below and the Society informed within seven days.
<b>3rd</b> Week, commencing 17 July, 1922.	<b>4th</b> Week, commencing 24 July, 1922.	<b>5th</b> Week, commencing 31 July, 1922.	<b>6th</b> Week, commencing 7 Aug., 1922.	<b>7th</b> Week, commencing 14 Aug., 1922.	<b>8th</b> Week, commencing 21 Aug., 1922.	
<b>HEALTH INSURANCE STAMPS ONLY TO BE USED.</b>						
<b>A woman who marries is required to notify her Society without delay.</b>						
The Insured Person should sign here before returning the Card.						
( <i>Signature of Insured Person</i> ) _____						
* <i>Address to which future letters should be sent.</i> _____						
<b>9th</b> Week, commencing 28 Aug., 1922.	<b>10th</b> Week, commencing 4 Sept., 1922.	<b>11th</b> Week, commencing 11 Sept., 1922.	<b>12th</b> Week, commencing 18 Sept., 1922.	<b>13th</b> Week, commencing 25 Sept., 1922.	<b>14th</b> Week, commencing 2 Oct., 1922.	
<b>WEEKLY RATE OF CONTRIBUTION 9d. See No. (3) overleaf.</b>						
<b>15th</b> Week, commencing 9 Oct., 1922.	<b>16th</b> Week, commencing 16 Oct., 1922.	<b>17th</b> Week, commencing 23 Oct., 1922.	<b>18th</b> Week, commencing 30 Oct., 1922.	<b>19th</b> Week, commencing 6 Nov., 1922.	<b>20th</b> Week, commencing 13 Nov., 1922.	
<b>HEALTH INSURANCE STAMPS ONLY TO BE USED.</b>						
<b>21st</b> Week, commencing 20 Nov., 1922.	<b>22nd</b> Week, commencing 27 Nov., 1922.	<b>23rd</b> Week, commencing 4 Dec., 1922.	<b>24th</b> Week, commencing 11 Dec., 1922.	<b>25th</b> Week, commencing 18 Dec., 1922.	<b>26th</b> Week, commencing 25 Dec., 1922.	
<b>WEEKLY RATE OF CONTRIBUTION 9d. See No. (3) overleaf.</b>						

In accordance with Section 13 of the Stamp Duties Management Act, 1891, any person who fraudulently removes any stamp from this Card or makes use of any stamp removed from another Card is guilty of felony.

English Class A card for the second half of 1924.

(Item 92):

**EMPLOYED CONTRIBUTOR.**  
**MAN—Age 16 to 70.**

**ENGLAND.**  
 To 4th January, 1925.

**CLASS A**

Contribution **10<sup>d</sup>.** a Week.  
 Employer, 5d.; Worker, 5d.  
*(But see (5) below.)*

**1924**  
**SECOND HALF.**

**NATIONAL HEALTH INSURANCE.**  
 Contribution Card for 26 weeks ending 4th January, 1925.

(1) This Card is the property of the Minister of Health. It must not be bought, sold, transferred or taken in pawn.

(2) The Insured Person must deliver the Card to his Employer at the proper times for the purpose of stamping, and must immediately after 4th January, 1925, and in any case not later than

**17th JANUARY, 1925,**

send the Card, with his Record Card, to his Approved Society. If he is NOT a member of a Society he should post his Card to the Ministry of Health, Insurance Department, Bromyard Avenue, London, W.8; an addressed envelope can be obtained at any Post Office.

**Failure to surrender this Card promptly may result in a serious loss of benefits.**

(3) A 10d. contribution is payable by the Employer for each week (commencing Monday) during the whole or any part of which the Insured Person is employed. *The Card must be stamped with National Health Insurance stamps not later than the time at which wages are paid, and each stamp must be canceled at the time of affixing, by writing the date of affixing in ink or stamping it with a metallic die across the face of the stamp.*

(4) The employer must also stamp the Card to date and return it to the Insured Person at the following times:—(a) on the termination of the employment; or if the employee leaves without notice, within 14 days; (b) on the expiration of the period of currency of the Card, or not later than 6 days thereafter; (c) within 48 hours after receiving a request to that effect from the Insured Person.

(5) If the Insured Person is 18 years of age or over, and his remuneration does not include board and lodging, and does not exceed 4s. for a full working day, the employer must pay the full contribution of 10d., but may only recover 4s. where the rate is over 3s. but not over 4s. a day; and nothing if not over 3s. a day. If the employee is between the ages of 16 and 18, the full amount of 5d. may be deducted, whatever his remuneration.

(6) Where the Employer fails to pay the contribution and to deduct the Insured Person's share of it at the proper time he loses his right of deducting any part of the contribution.

**EM 5636. Wt. T8846A/0018. 2,308,500. J.H.Ltd. 2/24. 1530.**

*A Member of a Society requiring a new Card should apply to his Society.*

*A person finding a lost Card should drop it into a Post Office Letter Box. If this Card is sent through the post it must be put in an envelope, and postage must be prepaid unless the Card is sent to the Ministry of Health.*



## Types of Health Insurance Card in 1929

In 1929 there were eighteen types of half-yearly card. Some were issued by the Approved Societies, some by the Ministry of Health and some obtained from the Post Office.

From pages 74 and 75 of the National Health Insurance Manual.

### CONTRIBUTION CARDS.

#### TYPES OF CARDS.

The following types of cards are in operation:—

Contributor.	Type of Card.
<b>EMPLOYED—</b>	
Man ... ..	" A "
Woman ... ..	" E "
<b>PERSONS OVER AGE 65—</b>	
Man ... ..	" P/A "
Woman ... ..	" P/E "
<b>VOLUNTARY—</b>	
Man ... ..	" C "
Woman ... ..	" F "
<b>OUTWORKERS (Under "Unit" System)—</b>	
Man ... ..	" A (O) "
Man over age 65 ... ..	" P (AO) "
Woman ... ..	" E (O) "
Woman over age 65 ... ..	" P (EO) "
<b>EXEMPT PERSONS—</b>	
Man ... ..	" X/A "
Woman ... ..	" X/E "
<b>Outworkers (Under "Unit" system)--</b>	
Man ... ..	" X (AO) "
Woman ... ..	" X (EO) "
<b>EMERGENCY—</b>	
Man or Woman ... ..	" Y "
Man or Woman over age 65 ... ..	" P/X "
<b>ARREARS, ORDINARY CONTRIBUTORS—</b>	
Men and Women, Employed and Voluntary ... ..	Form MV 729 and card according to class.
<b>ARREARS, ELDERLY CONTRIBUTORS—</b>	
Men and Women, Employed and Voluntary ... ..	R (ELD) and Form MV 730.

#### ISSUE OF CARDS.

##### By whom Issued.

Contribution Cards are normally issued to insured persons by the Bodies shown hereunder:—

Employed and Voluntary Contributors	By Approved Societies (or the Ministry of Health in the case of Deposit Contributors).
Persons over Age 65	By the Ministry of Health.
Mercantile Marine (Home)	By Approved Societies (or the Ministry of Health in the case of Deposit Contributors).
Outworkers (under "Unit" system)	By the Ministry of Health.
Outworkers (NOT under "Unit" system)	By Approved Societies (or the Ministry of Health in the case of Deposit Contributors).
Exempt Persons ...	By the Ministry of Health.
Emergency Cards ...	By any Post Office.
Arrears Cards ...	By Approved Societies.

### Card for a male Voluntary Contributor - First half of 1931.

(Item 93)

1/31 ENG

No. in Society..... 139197

Name..... Austin J & G  
(Surname first)

Address in full..... 45 Arnold Rd. Eastleigh

16 INSURANCE (x12 stamps)

Be insured and sign in the space below before returning the Card.

Signature of Insured Person

Change of address to be noted here, and the Society informed within seven days.

16 INSURANCE	22nd Week commencing 1 June, 1931	23rd Week commencing 8 June, 1931	24th Week commencing 15 June, 1931	25th Week commencing 22 June, 1931	26th Week commencing 29 June, 1931
--------------	-----------------------------------	-----------------------------------	------------------------------------	------------------------------------	------------------------------------

WEEKLY RATE OF CONTRIBUTION 1s. 6d. - see overleaf.

Any person who removes a stamp from a Card or makes use of a stamp removed from another Card is liable to prosecution.




# Emergency Card used in the second half of 1933

(Item 94):

ENGLAND. <sup>1</sup>/<sub>33</sub>

**EMPLOYED CONTRIBUTOR or  
EXEMPT PERSON,  
MAN or WOMAN, age 16 to 65.**



**Y**

**NATIONAL HEALTH AND PENSIONS INSURANCE.**  
Emergency Card.

(1) This card is for use by an Employer in any case where an Employee fails to produce an ordinary card at the proper time for the purpose of stamping. It should not be used for persons over 65. (See other side.)

(2) The Employer must insert the name of the Employee and the date of the week for which the contribution is due, and affix in the space below a single Health and Pensions Insurance stamp of the value of 1/- the joint contribution of himself and the Employee. He must also insert in ink the date of affixing, or by stamping the date, which shall be given to the Employee as soon as it has been affixed.

JEWELL M. R.  
3. 7. 33

Week commencing: \_\_\_\_\_ 19\_\_

(3) The Employee, on receiving this card from his Employer, should sign his name and write his address and the name of his Approved Society (if any) and his membership number, in the space below. He must surrender the card to his Society or, if he is not a member of a Society, to the Ministry of Health, Insurance Department, Ruskin Avenue, Kew, Surrey, with his ordinary card and record card (if any) immediately after the end of the half-year. Failure to surrender a stamped card promptly may result in a serious loss of benefits.

Signature of Employee \_\_\_\_\_  
Address \_\_\_\_\_

Name of Approved Society \_\_\_\_\_  
Membership Number \_\_\_\_\_

Any person who removes a stamp from a Card or makes use of a stamp removed from a Card is liable to prosecution.

**Class E Card (Woman Employed Contributor). First half of 1934.**

(Item 95)

**EMPLOYED CONTRIBUTOR**  
**WOMAN—Age 16 to 65.**  
**CLASS E.**

**ENGLAND.**  
 To 1st July, 1934.

**1934**  
**FIRST HALF.**

**NATIONAL HEALTH AND PENSIONS INSURANCE.**  
 Contribution Card for 26 WEEKS ending 1st July, 1934.

(1) The Insured Person must deliver the Card to her Employer at the proper times for the purpose of stamping, and must immediately after 1st July, 1934, and in any case not later than 14th JULY, 1934. surrender the Card, with her Record Card, to her Approved Society. If she is not a member of a Society she should post her card to the Ministry of Health, Insurance Department, Bromyard Avenue, London, W.3; an addressed envelope can be obtained at any Post Office. Failure to surrender this Card promptly may result in a serious loss of benefits. If the Card is unstamped, or only partially stamped, the reason should be stated.

**N.B.—When genuinely unemployed the Insured Person should, in her own interests, register for work at a Local Office of the Ministry of Labour and present this Card for franking each week.**

(2) A 1s. 1d. contribution is payable by the Employer for each week (commencing Monday) during the whole or any part of which the Insured Person is employed. *The Card must be stamped with Health and Pensions Insurance stamps not later than the time at which the wages are paid, and each stamp must be cancelled, at the time of affixing, by writing the date of affixing in ink or by stamping it with a metallic die across the face of the stamp.*

(3) The Employer must return the Card, duly stamped, to the Insured Person (a) on the expiry of the Card, and not later than 7th July, 1934, (b) at the end of the employment, or, if the Employee leaves without notice, within 14 days, or (c) within 48 hours after being asked by the Employer to return the Card; whichever happens first.

(4) If the Insured Person is 18 years of age or over, and her remuneration does not include board and lodging, and does not exceed 4s. for a full working day, the weekly amounts to be paid are as follows:—

Where the rate is over 3s. per day .. .. .	8d.	Employer.	5d.	Worker.
3s. or less .. .. .	11d.		2d.	

If the Employee is 16 or 17 her share of the 1s. 1d. contribution is 6d.

(5) Where the Employer fails to pay the contribution and to deduct the Insured Person's share of it at the proper time he loses his right of deducting any part of the contribution.

**N.B.—For an Employee aged 65 or over, a Special Card must be used and only the Employer's contribution (7d.) is payable. The Card is issued to the Employer by the Ministry of Health or may be obtained at a Post Office.**

**A person finding a lost Card should drop it into a Post Office letter box.**


(8187) 12808/8125 7/33 4,240,000 L. & M. Est 51—429 Items 1—4



Scottish Class E Card for the second half of 1938.

(Item 96):

**NATIONAL HEALTH AND PENSIONS INSURANCE CONTRIBUTION CARD**

<b>SCOTLAND</b>	<b>EMPLOYED CONTRIBUTOR</b>	<b>1938</b> SECOND HALF	 5107 INDIVISION
<b>CLASS E</b> <b>WOMAN</b> AGE 16 to 65	<b>RATE OF CONTRIBUTION</b> EMPLOYER: 7d. WORKER: 7d. } 1/2 <i>But see below</i>	26 WEEKS ENDING 1 JAN. 1939	

**INSTRUCTIONS TO INSURED PERSON**

THE CARD MUST BE DELIVERED TO YOUR EMPLOYER AT THE PROPER TIMES FOR THE PURPOSE OF STAMPING. THE CARD MUST BE SURRENDERED TO YOUR SOCIETY IMMEDIATELY AFTER 1st JANUARY 1939 AND NOT LATER THAN

**14th JANUARY 1939.**

A receipt for the contributions which have been paid on the card should be obtained on your Record Card.

IF YOU ARE NOT A MEMBER OF A SOCIETY SEND THE CARD TO THE DEPARTMENT OF HEALTH FOR SCOTLAND, EDINBURGH.

❑ Failure to surrender card promptly may result in serious loss of benefits.

IF THE CARD IS UNSTAMPED OR UNFRANKED FOR ANY WEEK YOU SHOULD STATE THE REASON.

❑ If unemployed and seeking employment you should in your own interests register for work at a local office of the Ministry of Labour and present this card for franking each week.

**INSTRUCTIONS TO EMPLOYER**

A 1s. 2d. CONTRIBUTION IS PAYABLE FOR EACH WEEK (BEGINNING MONDAY) DURING THE WHOLE OR ANY PART OF WHICH THE INSURED PERSON IS EMPLOYED.

THE CARD MUST BE STAMPED NOT LATER THAN THE TIME AT WHICH WAGES ARE PAID.

*Health and Pensions Insurance Stamps only to be used.*

❑ Each stamp must be cancelled in accordance with the notice overleaf.

The card must be returned to the insured person duly stamped—

(a) WHEN EMPLOYMENT ENDS, OR WITHIN 14 DAYS IF SHE LEAVES WITHOUT NOTICE;  
 (b) ON REQUEST BY THE WORKER AT ANY TIME — WITHIN 48 HOURS.

At the end of its validity the card must be returned to the worker not later than

**7th JANUARY 1939.**

IF THE EMPLOYER FAILS TO PAY THE CONTRIBUTION AND TO DEDUCT THE WORKER'S SHARE OF IT AT THE PROPER TIME HE LOSES HIS RIGHT TO DEDUCT ANY PART OF THE CONTRIBUTION.

● If the insured person is 18 years of age or over and her remuneration does not include board and lodging and does not exceed the rate of 4/- for a full working day the weekly amounts to be paid are as follows:—

Rate of Wages	EMPLOYER	WORKER
Over 3/- a day	8d.	6d.
3/- or less a day	11d.	3d.

*If the worker is 16 or 17 her share of the 1/2 contribution is 7d.*

A PERSON FINDING A LOST CARD SHOULD DROP IT INTO A POST OFFICE LETTER BOX.

(MS) Wt 16164-6945 910m 3/38 M & G Ltd © 17/2

\* A PERSON WISHING TO BECOME A VOLUNTARY CONTRIBUTOR ON CEASING INSURABLE EMPLOYMENT SHOULD NOT STAMP THIS CARD BUT SHOULD NOTIFY HER SOCIETY WITHOUT DELAY.

## Voluntary Contribution Scheme.

I think that there was a new scheme for Voluntary Contributors introduced in January 1938. Anyone entering it after its introduction was called a post initial entrant and paid a rate depending on the purpose of the contribution and his or her age at date of application. Men could pay for health only, all pensions or widows & orphans pensions and women for health or pensions.

These were some of the rates for the second half of 1940 until the end of the second half of 1941. From PIN 10/7.

### Rates of Contributions

#### Post-initial Entrants.

Age next birthday at date of application not exceeding	Class 4.		Class 5.		Class 6.	
	Men All Pensions		Men Widows and Orphans.		Women.	
	Rate	To be paid by stamps.	Rate	To be paid by stamps.	Rate	To be paid by stamps.
	s. d.		s. d.		s. d.	
21	1. 3	1@1/3.	10)		6)	
22	1. 4	1@1/4.	10)	1@10d.	6)	
23	1. 4	1@1/4.	10)		6)	1@6d.
24	1. 5	1@1/5.	11)		6)	
25	1. 6	1@11d.& 1@7d.	11)	1@11d.	6)	
26	1. 7	1@1/7d.	1. 0)		7)	
27	1. 8	2@10d.	1. 0)	2@6d.	7)	
28	1. 9	1@1/3& 1@6d.	1. 1)		7)	1@7d.
29	1.10	1@1/10d.	1. 1)	1@1/1d.	7)	
30	1.11	1@1/5& 1@6d.	1. 2)		7)	
31	2. 0	1@1/5& 1@7d.	1. 2)	1@1/2d.	8)	
32	2. 1	1@1/3& 1@10d.	1. 3)		8)	
33	2. 2	1@1/3& 1@11d.	1. 3)	1@1/3d.	8)	1@8d.
34	2. 3	1@1/5& 1@10d.	1. 4)		8)	
35	2. 4	2@1/2.	1. 4)	1@1/4d.	8)	
36	2. 5	1@1/3& 1@1/2d.	1. 5)		9)	
37	2. 6	2@1/3.	1. 5)	1@1/5d.	9)	1@9d.
38	2. 7	1@1/5& 1@1/2d.	1. 6)	1@11d.& 1@7d.	10)	1@10d.
39	2. 9	1@1/4& 1@1/5d.	1. 6)		11)	
40	2.11	1@1/10.& 1@1/1d.	1. 7)	1@1/7d.	11)	1@11d.

Operated as for the issue of 2nd half-year 1940 cards.  
1st half-year 1941 cards.  
2nd half-year 1941 cards.



## Classes of Health Insurance Cards 1939-1942.


Schedule D.CLASSES OF CONTRIBUTION CARDS (~~January 1939~~). JAN 1942

A(J)	Juvenile Contributor	- Boy
E(J)	" "	- Girl
* A	Employed "	- Man
* E	" "	- Woman
	Blank used for Employers' arrears	- A(J), A E(J), E, etc.
C	Voluntary Contributor	- Man - Combined scheme
CH	" "	- Man - Health only
F	" "	- Woman - Combined scheme
PH	" "	- Woman - Health only
A(O)	Outworker (Unit System)	- Man
AJ(O)	" " "	- Boy
E(O)	" " "	- Woman
EJ(O)	" " "	- Girl
X(A)	Exempt Man	
X(E)	Exempt Woman	
XA(O)	Exempt Man - Outworker	
XE(O)	Exempt Woman - Outworker	
P(A)	(Over 65 Employed Man (Employed man retired on pension from ( excepted employment	
P(E)	Over 65 Employed Woman	
P(AO)	Over 65 Outworker - Man	
P(EO)	Over 65 Outworker - Woman	
Y	Emergency Card	{Classes A, E, X(A) and X(E)}
P(X)	Emergency Card	{Classes P(A) and P(E)}
R/ <del>MAN</del>	Arrears Card - Man	
R/ <del>WOMAN</del>	" " - Woman	
R/ <del>E.L.D. MAN</del>	Arrears Card - Elderly Contributor, Man.	
R/ <del>E.L.D. WOMAN</del>	" " - Elderly Contributor, Woman.	
V.1	Initial Man	- All Pensions
V.2	" "	- W. & O. Pensions
V.3	" Woman	- Pensions
V.4	P.I.E. Man	- All Pensions
V.5	" "	- W.O. "
V.6	" Woman	- Pensions
V.7	Ordinary V.C. Man	- All Pensions
V.8	" " "	- W. & O. Pensions
V.9	" " Woman	- Pensions
Z	Emergency Franking only.	
YS	<i>Merchant Navy Reserve Pool</i>	

\* To be used also for CIVILIAN WAR WORKERS.

There follows an almost complete set of the types of English card used for the second half of 1940.

A(J) – Juvenile Contributor – Boy – Red on greenish grey card. 2<sup>nd</sup> half of 1940. (Item 98):

<b>NATIONAL HEALTH INSURANCE CONTRIBUTION CARD</b>			
<b>ENGLAND</b>	<b>JUVENILE</b>	<b>1940 SECOND HALF</b>	
CLASS <b>A (J)</b> <b>BOY</b> AGE 14 to 16	RATE OF CONTRIBUTION EMPLOYER: 2d. } 4d. WORKER: 2d. } SEE BELOW ↓	<b>27 WEEKS</b> ending <b>5 JAN. 1941</b>	

**IMPORTANT** ● CONTRIBUTIONS AT 4d. ARE PAYABLE ONLY UP TO THE DATE ON WHICH THE WORKER REACHES THE AGE OF 16  
AFTER THAT DATE CONTRIBUTIONS ARE PAYABLE AT THE RATE OF  
EMPLOYER: 11d. } 1s. 10d.\*  
WORKER: 11d. }

\* A contribution at 1s. 10d. is payable for the week in which age 16 is reached when in that week any work is done on or after the worker's 16th birthday

This card may be used for payment of 1s. 10d. contributions up to the end of the half-year

---

**INSTRUCTIONS TO CONTRIBUTOR**

THE CARD MUST BE DELIVERED TO YOUR EMPLOYER AT THE PROPER TIMES FOR THE PURPOSE OF STAMPING  
THE CARD MUST BE SENT TO YOUR SOCIETY IMMEDIATELY AFTER 5 JANUARY 1941 AND NOT LATER THAN  
**18 JANUARY 1941**

IF YOU ARE NOT A MEMBER OF A SOCIETY SEND IT TO THE MINISTRY OF HEALTH, INSURANCE DEPT., BLACKPOOL, LANCs. (AN ENVELOPE CAN BE OBTAINED AT ANY POST OFFICE)

---

**INSTRUCTIONS TO EMPLOYER**

A CONTRIBUTION IS PAYABLE FOR EACH WEEK (BEGINNING MONDAY) DURING THE WHOLE OR ANY PART OF WHICH THE WORKER IS EMPLOYED

THE CARD MUST BE STAMPED NOT LATER THAN THE TIME AT WHICH WAGES ARE PAID  
EACH STAMP MUST BE CANCELLED IN ACCORDANCE WITH THE NOTICE OVERLEAF

The card must be returned to the contributor, duly stamped—  
(a) WHEN EMPLOYMENT ENDS OR WITHIN 14 DAYS IF HE LEAVES WITHOUT NOTICE.  
(b) WITHIN 48 HOURS AFTER REQUEST BY THE WORKER AT ANY TIME


At the end of its currency the card must be returned to the worker not later than  
**11 JANUARY 1941**

IF THE EMPLOYER FAILS TO PAY THE CONTRIBUTION OR TO DEDUCT THE WORKER'S SHARE OF IT AT THE PROPER TIME HE LOSES HIS RIGHT TO DEDUCT ANY PART OF THE CONTRIBUTION

64422/21434/8 L400M (7 kds.) 3/40 L.M.R. 18341 T.51/6171



**E(J)** – Juvenile Contributor – Girl – Dark green on buff card. 2<sup>nd</sup> half of 1940. (Item 99):

<b>NATIONAL HEALTH INSURANCE CONTRIBUTION CARD</b>			
ENGLAND	<b>JUVENILE</b>	1940 <small>SECOND HALF</small>	
CLASS <b>E (J)</b> GIRL AGE 14 to 16	RATE OF CONTRIBUTION EMPLOYER: 2d. } 4 <sup>D</sup> WORKER: 2d. } SEE BELOW	27 WEEKS ending 5 JAN. 1941	

↓

● CONTRIBUTIONS AT 4d. ARE PAYABLE ONLY UP TO THE DATE ON WHICH THE WORKER REACHES THE AGE OF 6

**IMPORTANT** AFTER THAT DATE CONTRIBUTIONS ARE PAYABLE AT THE RATE OF  
EMPLOYER: 8d. } 1s. 5d.\*  
WORKER: 9d. }

\* A contribution at 1s. 5d. is payable for the week in which age 16 is reached when in that week any work is done on or after the worker's 16th birthday

This card may be used for payment of 1s. 5d. contributions up to the end of the half-year

---

**INSTRUCTIONS TO CONTRIBUTOR**

THE CARD MUST BE DELIVERED TO YOUR EMPLOYER AT THE PROPER TIMES FOR THE PURPOSE OF STAMPING  
THE CARD MUST BE SENT TO YOUR SOCIETY IMMEDIATELY AFTER 6 JANUARY 1941 AND NOT LATER THAN

**18 JANUARY 1941**

IF YOU ARE NOT A MEMBER OF A SOCIETY SEND IT TO THE MINISTRY OF HEALTH, INSURANCE DEPT., BLACKPOOL, LANCs. (AN ENVELOPE CAN BE OBTAINED AT ANY POST OFFICE)

---

**INSTRUCTIONS TO EMPLOYER**

A CONTRIBUTION IS PAYABLE FOR EACH WEEK (BEGINNING MONDAY) DURING THE WHOLE OR ANY PART OF WHICH THE WORKER IS EMPLOYED

THE CARD MUST BE STAMPED NOT LATER THAN THE TIME AT WHICH WAGES ARE PAID  
EACH STAMP MUST BE CANCELLED IN ACCORDANCE WITH THE NOTICE OVERLEAF

The card must be returned to the contributor, duly stamped—  
(a) WHEN EMPLOYMENT ENDS, OR WITHIN 14 DAYS IF SHE LEAVES WITHOUT NOTICE;  
(b) WITHIN 48 HOURS AFTER REQUEST BY THE WORKER AT ANY TIME

At the end of its currency the card must be returned to the worker not later than

**11 JANUARY 1941**

IF THE EMPLOYER FAILS TO PAY THE CONTRIBUTION OR TO DEDUCT THE WORKER'S SHARE OF IT AT THE PROPER TIME HE LOSES HIS RIGHT TO DEDUCT ANY PART OF THE CONTRIBUTION


A PERSON FINDING A LOST CARD SHOULD DROP IT INTO A POST OFFICE LETTER BOX

(4423)WL/31626/5 1,340M (7 eds.) 3/40 L.M.B. 13341 L.51/5172

**A – Employed Contributor – Man – black on greenish grey card. (Item 100):**

**NATIONAL HEALTH AND PENSIONS INSURANCE  
CONTRIBUTION CARD**

<b>ENGLAND</b>	<b>EMPLOYED CONTRIBUTOR</b>	<b>1940 SECOND HALF</b>
<b>CLASS A MAN AGE 16 to 65</b>	RATE OF CONTRIBUTION EMPLOYER: 11D. WORKER: 11D. } <b>1/10</b> <small>(THE RATE IS 6D PER WEEK)</small>	27 WEEKS ENDING 5 JANUARY 1941



**INSTRUCTIONS TO INSURED PERSON**

THE CARD MUST BE DELIVERED TO YOUR EMPLOYER AT THE PROPER TIMES FOR STAMPING. THE CARD MUST BE SURRENDERED TO YOUR SOCIETY, WITH YOUR RECORD CARD, IMMEDIATELY AFTER 5 JANUARY 1941 AND NOT LATER THAN

**18 JANUARY 1941**

IF YOU ARE NOT A MEMBER OF A SOCIETY SEND THE CARD TO THE MINISTRY OF HEALTH, INSURANCE DEPT., BLACKPOOL LANE.

- ❑ Failure to surrender card promptly may result in serious loss of benefits
- IF THE CARD IS UNSTAMPED OR ONLY PARTLY STAMPED YOU SHOULD STATE THE REASON
- ❑ If you are genuinely unemployed you should in your own interests register for work at a local office of the Ministry of Labour and present this card for franking each week

**INSTRUCTIONS TO EMPLOYER**

A 1s. 10D. CONTRIBUTION IS PAYABLE FOR EACH WEEK (BEGINNING MONDAY) DURING THE WHOLE OR ANY PART OF WHICH THE INSURED PERSON IS EMPLOYED.

THE CARD MUST BE STAMPED NOT LATER THAN THE TIME AT WHICH WAGES ARE PAID.

*Health and Pensions Insurance Stamps only to be used*

- ❑ Each stamp must be cancelled in accordance with the notice overleaf
- The card must be returned to the insured person, duly stamped—
  - (a) WHEN EMPLOYMENT ENDS, OR WITHIN 14 DAYS IF HE LEAVES WITHOUT NOTICE;
  - (b) WITHIN 48 HOURS AFTER REQUEST BY THE WORKER AT ANY TIME

At the end of its currency the card must be returned to the worker not later than

**11 JANUARY 1941**

IF THE EMPLOYER FAILS TO PAY THE CONTRIBUTION OR TO DEDUCT THE WORKER'S SHARE OF IT AT THE PROPER TIME HE LOSES HIS RIGHT TO DEDUCT ANY PART OF THE CONTRIBUTION

A PERSON FINDING A LOST CARD SHOULD DROP IT INTO A POST OFFICE LETTER BOX

Rate of Wages	EMPLOYER	WORKER
Over 5/- a day	1/-	10D
3/- or less a day	1/3s	6d

If the worker is 16 or 17 his share of the 1/10 contribution is 1d.

(64419) W.L.31367/2 7,750,000 (18kds) 2/4s L.M.R. 13330 T.51/6167

★ A person wishing to become a Voluntary Contributor on ceasing insurable employment should not stamp this card but should notify his Society without delay

*For an employed man aged 65 or over a special card must be used and only the employer's contribution (11d.) is payable. The card is issued to the employee by the Ministry of Health or may be obtained at a Post Office.*




E – Employed Contributor – woman – black on buff card. (Item 101):

**NATIONAL HEALTH AND PENSIONS INSURANCE CONTRIBUTION CARD**

ENGLAND

**EMPLOYED CONTRIBUTOR**

**1940 SECOND HALF**



**CLASS E WOMAN**  
 AGE 16 to 60

**RATE OF CONTRIBUTION**  
 EMPLOYER: 8D.  
 WORKER: 9D. } **1/5**  
*But see below*

**27 WEEKS**  
 ENDING  
**5 JANUARY 1941**

---

**INSTRUCTIONS TO INSURED PERSON**

THE CARD MUST BE DELIVERED TO YOUR EMPLOYER AT THE PROPER TIMES FOR STAMPING  
 THE CARD MUST BE SURRENDERED TO YOUR SOCIETY, WITH YOUR RECORD CARD IMMEDIATELY AFTER 5 JANUARY 1941 AND NOT LATER THAN

**18 JANUARY 1941**

IF YOU ARE NOT A MEMBER OF A SOCIETY SEND THE CARD TO THE MINISTRY OF HEALTH INSURANCE DEPT. BLACKPOOL, LANCs.

**Failure to surrender card promptly may result in serious loss of benefits**

IF THE CARD IS UNSTAMPED OR ONLY PARTLY STAMPED YOU SHOULD STATE THE REASON

**If you are genuinely unemployed you should in your own interests register for work at a local office of the Ministry of Labour and present this card for franking each week**

**INSTRUCTIONS TO EMPLOYER**

A 1s. 9d. CONTRIBUTION IS PAYABLE FOR EACH WEEK (BEGINNING MONDAY) DURING THE WHOLE OR ANY PART OF WHICH THE INSURED PERSON IS EMPLOYED

THE CARD MUST BE STAMPED NOT LATER THAN THE TIME AT WHICH WAGES ARE PAID

*Health and Pensions Insurance Stamps only to be used*

**Each stamp must be cancelled in accordance with the notice overleaf**  
 The card must be returned to the insured person duly stamped—

(a) WHEN EMPLOYMENT ENDS, OR WITHIN 14 DAYS IF SHE LEAVES WITHOUT NOTICE;  
 (b) WITHIN 48 HOURS AFTER REQUEST BY THE WORKER AT ANY TIME

**At the end of its currency the card must be returned to the worker not later than**

**11 JANUARY 1941**

IF THE EMPLOYER FAILS TO PAY THE CONTRIBUTION OR TO DEDUCT THE WORKER'S SHARE OF IT AT THE PROPER TIME HE LOSES HIS RIGHT TO DEDUCT ANY PART OF THE CONTRIBUTION

**A PERSON FINDING A LOST CARD SHOULD DROP IT INTO A POST OFFICE LETTER BOX**

For an employed woman aged 60 or over a special card must be used and only the employer's contribution (8d.) is payable  
 The card is issued to the employee by the Ministry of Health or may be obtained at a Post Office

★ A person wishing to become a Voluntary Contributor on ceasing insurable employment should not stamp this card but should notify her Society without delay

● If an employee aged 18 or over is paid at the rate of 4/- or less for a full day, and does not receive board and lodging, the weekly amounts to be paid are:—

Rate of Wages	EMPLOYER	WORKER
Over 3/- a day	9D	8D.
3/- or less a day	1/-	5D.

If the worker is 16 or 17 her share of the 1/5 contribution is 9d.

W.L.54421/31650/4 4.660M (14 Edn. 3/4) L.M.R. 12336 T.51/516

Blank – used for Employers' Arrears – red on cream card.

(Item 102):

**NATIONAL HEALTH INSURANCE CONTRIBUTION CARD**

---

**FOR OFFICIAL USE**

No. of Regd. Papers.....

Date of Issue.....

Stamps required.....

(a) Spaces.....to.....at.....

(b) " .....

(c) " .....

This card should be returned to

.....


DATE OF  
PAYMENT

---



C – Voluntary Contributor – Combined Scheme – Man – black on purple card. (Item 103):

NATIONAL HEALTH AND PENSIONS INSURANCE  
CONTRIBUTION CARD

ENGLAND	<b>VOLUNTARY CONTRIBUTOR UNDER THE COMBINED SCHEME OF HEALTH AND PENSIONS INSURANCE</b>	<b>1940</b> SECOND HALF	
CLASS C MAN AGE 16 to 65		27 WEEKS ENDING 5 JANUARY 1941	

**INSTRUCTIONS TO INSURED PERSON**

THE CARD MUST BE SURRENDERED TO YOUR SOCIETY, WITH YOUR RECORD CARD, IMMEDIATELY AFTER 5 JANUARY 1941 AND NOT LATER THAN

**11 JANUARY 1941**

IF YOU ARE NOT A MEMBER OF A SOCIETY SEND THE CARD TO THE MINISTRY OF HEALTH, INSURANCE DEPARTMENT, BLACKPOOL, LANCs.

■ Failure to surrender card promptly may result in serious loss of benefits or in termination of insurance

A CONTRIBUTION IS PAYABLE FOR EACH WEEK (BEGINNING MONDAY) BUT THE CARD NEED NOT BE STAMPED FOR WEEKS OF DULY NOTIFIED INCAPACITY

★ The weekly rate of contribution is 1s. 10d. unless your total income from all sources exceeds £250 a year, in which case you are not entitled to medical benefit and the rate of contribution is 1s. 7d.  
*You should not pay at the lower rate unless so instructed by your Society or the Ministry of Health*

THE CARD MUST BE STAMPED WEEKLY, AND HEALTH AND PENSIONS INSURANCE STAMPS ONLY MUST BE USED STAMPS MUST NOT BE PURCHASED EXCEPT AT A POST OFFICE

■ Each stamp must be cancelled in accordance with the notice overleaf

If you become insurably employed you must inform your Society at once, and you may either present this card to your employer for stamping (at the rate of 1s. 10d. a week) or you may obtain a Class A card from your Society or any Post Office

**RATE OF CONTRIBUTION**

**1/10**

*But see below*

Certain persons who have attained age 60 need not affix the full number of stamps in the year

Information on this point may be obtained from your Society or from the Ministry of Health, Insurance Department, Blackpool, Lancs.


NAME OF SOCIETY:—

A PERSON FINDING A LOST CARD SHOULD DROP IT INTO A POST OFFICE LETTER BOX

(9273) Wt 31637/6 650M (3 sorts) 3/40 S.E.R. Ltd. Gp. 662.

C(H) – Voluntary Contributor – Man – Health only – black on pink card. (Item 104):

NATIONAL HEALTH INSURANCE CONTRIBUTION CARD

ENGLAND	<b>HEALTH INSURANCE</b>	<b>1940</b> SECOND HALF	
CLASS C(H) MAN AGE 16 to 65	<b>VOLUNTARY CONTRIBUTOR</b>	27 WEEKS ENDING 6 JANUARY 1941	

---

**INSTRUCTIONS TO INSURED PERSON**

THE CARD MUST BE SURRENDERED TO YOUR SOCIETY, WITH YOUR RECORD CARD, IMMEDIATELY AFTER 5 JANUARY 1941 AND NOT LATER THAN

**11 JANUARY 1941**

IF YOU ARE NOT A MEMBER OF A SOCIETY SEND THE CARD TO THE MINISTRY OF HEALTH, INSURANCE DEPARTMENT, BLACKPOOL, LANCs.

**■ Failure to surrender card promptly may result in serious loss of benefits or in termination of insurance**

A CONTRIBUTION IS PAYABLE FOR EACH WEEK (BEGINNING MONDAY) BUT THE CARD NEED NOT BE STAMPED FOR WEEKS OF DULY NOTIFIED INCAPACITY

**\* The weekly rate of contribution is 9d. unless your total income from all sources exceeds £250 a year, in which case you are not entitled to medical benefit and the rate of contribution is 6d.**

*You should not pay at the lower rate unless so instructed by your Society or the Ministry of Health*

THE CARD MUST BE STAMPED WEEKLY, AND HEALTH AND PENSIONS INSURANCE STAMPS ONLY MUST BE USED. STAMPS MUST NOT BE PURCHASED EXCEPT AT A POST OFFICE

Each stamp must be cancelled in accordance with the notice overleaf

**RATE OF CONTRIBUTION**

**9<sup>d</sup>**

*But see \* below*

**IMPORTANT**

IF YOU ENTER INSURABLE EMPLOYMENT INFORM YOUR SOCIETY AT ONCE AND OBTAIN FROM THE SOCIETY (OR FROM ANY POST OFFICE) A CLASS A CARD TO PRESENT TO YOUR EMPLOYER FOR STAMPING AT THE COMBINED HEALTH AND PENSIONS INSURANCE RATE OF 1s. 10d. A WEEK

NAME OF SOCIETY :—


A PERSON FINDING A LOST CARD SHOULD DROP IT INTO A POST OFFICE LETTER BOX

(3270) Wt. 31688/7 412M (2 sorts) 8/40 S.E.R. Ltd. Co. 662



**F** – Voluntary Contributor – Combined Scheme – Woman – black on blue-green card  
(Item 105):

NATIONAL HEALTH AND PENSIONS INSURANCE  
CONTRIBUTION CARD

ENGLAND	<b>VOLUNTARY CONTRIBUTOR UNDER THE COMBINED SCHEME OF HEALTH AND PENSIONS INSURANCE</b>	<b>1940</b> SECOND HALF	
CLASS F <b>WOMAN</b> AGE 16 to 60		27 WEEKS ENDING <b>5 JANUARY 1941</b>	

**INSTRUCTIONS TO INSURED PERSON**

THE CARD MUST BE SURRENDERED TO YOUR SOCIETY, WITH YOUR RECORD CARD, IMMEDIATELY AFTER 5 JANUARY 1941 AND NOT LATER THAN

**11 JANUARY 1941**

IF YOU ARE NOT A MEMBER OF A SOCIETY SEND THE CARD TO THE MINISTRY OF HEALTH, INSURANCE DEPT., BLACKPOOL, LANCs.

■ Failure to surrender card promptly may result in serious loss of benefits or in termination of insurance

A CONTRIBUTION IS PAYABLE FOR EACH WEEK (BEGINNING MONDAY) BUT THE CARD NEED NOT BE STAMPED FOR WEEKS OF DULY NOTIFIED INCAPACITY

\* The weekly rate of contribution is 1s. 5d. unless your total income from all sources exceeds £250 a year, in which case you are not entitled to medical benefit and the rate of contribution is 1s. 2d.

*You should not pay at the lower rate unless so instructed by your Society or the Ministry of Health*

THE CARD MUST BE STAMPED WEEKLY, AND HEALTH AND PENSIONS INSURANCE STAMPS ONLY MUST BE USED STAMPS MUST NOT BE PURCHASED EXCEPT AT A POST OFFICE

■ Each stamp must be cancelled in accordance with the notice overleaf

If you become insurably employed you must inform your Society at once, and you may either present this card to your employer for stamping (at the rate of 1s. 5d. a week) or you may obtain a Class E Card from your Society or any Post Office

NAME OF SOCIETY:—

**RATE OF CONTRIBUTION**  
**1/5**  
*But see \* below*


*In the event of marriage you will cease to be a voluntary contributor. A woman who marries must at once notify her Society, giving date*

Certain persons who have attained age 55 need not affix the full number of stamps in the year  
Information on this point may be obtained from your Society or from the Ministry of Health, Insurance Department, Blackpool, Lancs.

A PERSON FINDING A LOST CARD SHOULD DROP IT INTO A POST OFFICE LETTER BOX  
(3271) Wt. 31639/8 130M 3/40 S.E.R. Ltd. Gd. 662.

**F(H)** – Voluntary Contributor – Woman – Health only – black on blue card. (Item 106):

NATIONAL HEALTH INSURANCE CONTRIBUTION CARD

ENGLAND CLASS F(H) WOMAN AGE 16 to 60	<b>HEALTH INSURANCE VOLUNTARY CONTRIBUTOR</b> RATE OF CONTRIBUTION $8\frac{1}{2}^D$ <i>But see * below</i>	<b>1940</b> SECOND HALF 27 WEEKS ENDING 5 JANUARY 1941	
--	---	---	---

**INSTRUCTIONS TO INSURED PERSON**

THE CARD MUST BE SURRENDERED TO YOUR SOCIETY, WITH YOUR RECORD CARD, IMMEDIATELY AFTER 5 JANUARY 1941 AND NOT LATER THAN

**11 JANUARY 1941**

IF YOU ARE NOT A MEMBER OF A SOCIETY SEND THE CARD TO THE MINISTRY OF HEALTH, INSURANCE DEPT., BLACKPOOL, LANCs.

**Failure to surrender card promptly may result in serious loss of benefits or in termination of insurance**

A CONTRIBUTION IS PAYABLE FOR EACH WEEK (BEGINNING MONDAY) BUT THE CARD NEED NOT BE STAMPED FOR WEEKS OF DULY NOTIFIED INCAPACITY

\* The weekly rate of contribution is  $8\frac{1}{2}^D$  unless your total income from all sources exceeds £150 a year, in which case you are not entitled to medical benefit and the rate of contribution is  $5\frac{1}{2}^D$ .

*You should not pay at the lower rate unless so instructed by your Society or the Ministry of Health*

THE CARD MUST BE STAMPED WEEKLY, AND HEALTH AND PENSIONS INSURANCE STAMPS ONLY MUST BE USED STAMPS MUST NOT BE PURCHASED EXCEPT AT A POST OFFICE

Each stamp must be cancelled in accordance with the notice overleaf

**IMPORTANT**

IF YOU ENTER INSURABLE EMPLOYMENT INFORM YOUR SOCIETY AT ONCE AND OBTAIN FROM THE SOCIETY (OR FROM ANY POST OFFICE) A CLASS E CARD TO PRESENT TO YOUR EMPLOYER FOR STAMPING AT THE COMBINED HEALTH AND PENSIONS INSURANCE RATE OF 1s. 5d. A WEEK


NAME OF SOCIETY :—

A PERSON FINDING A LOST CARD SHOULD DROP IT INTO A POST OFFICE LETTER BOX  
(3272) Wt. 3164D/9 100M 3/40 S.E.R. Ltd. Co. 462.



A(O) – Outworker (Unit System) – Man – black on greenish grey card. (Item 107):

**NATIONAL HEALTH AND PENSIONS INSURANCE CONTRIBUTION CARD**

ENGLAND	<b>OUTWORKER</b> UNIT SYSTEM	1940 SECOND HALF	
CLASS A(O) <b>MAN</b> AGE 16 to 65	RATE OF CONTRIBUTION EMPLOYER: 11d. } <b>1s. 10d.</b> WORKER: 11d. } A UNIT <i>But see below</i>	27 WEEKS ENDING 5 JANUARY 1941	

**NOTE**  
FOR A MAN AGED 65 OR OVER A SPECIAL CARD (issued by the Ministry of Health) MUST BE USED AND ONLY THE EMPLOYER'S CONTRIBUTION [11d.] IS PAYABLE

**INSTRUCTIONS TO INSURED PERSON**

DELIVER THIS CARD TO YOUR EMPLOYER AT THE PROPER TIMES FOR STAMPING THE CARD MUST BE SENT TO YOUR SOCIETY, WITH YOUR RECORD CARD, IMMEDIATELY AFTER 5 JANUARY 1941 AND IN ANY CASE NOT LATER THAN

**18 JANUARY 1941**

*If not a member of a Society send the card to the Ministry of Health, Insurance Department, Blackpool, Lancs. An envelope can be obtained at any Post Office*

➔ FAILURE TO SEND THE CARD IN PROMPTLY MAY RESULT IN LOSS OF BENEFITS ➔

DO NOT STAMP THE CARD WHILE SICK OR UNEMPLOYED WITHOUT CONSULTING SOCIETY

**INSTRUCTIONS TO EMPLOYER**

A 1s. 10d. contribution is payable by the employer for each unit (or part of a unit) earned by the outworker. The card must be stamped with Health and Pensions Insurance stamps before the work is paid for

Cancel each stamp immediately it is affixed by writing the date of affixing in ink (or by stamping it with a metallic die) across the face of the stamp

If the employer fails to pay the contribution or to deduct the worker's share of it at the proper time he loses the right to deduct any part of the contribution

*When 53 contributions have been paid in the 53 weeks ending 6 July 1941 for the outworker to whom this card applies a certificate to that effect can be obtained from his Society, or if he is not a member of an Approved Society, from the Ministry of Health, Insurance Dept., and no further contributions will then be payable for him during that period*

*If the worker is 18 years of age or over and his remuneration for a week of 6 full working days does not exceed 24s., the weekly amounts payable are as follows:—*

Rate	EMPLOYER	WORKER
Over 18s. a wk.	1/-	10d.
18s. a wk. or less	1/3d	6d.

*The Unit of earnings may generally be taken as the rate of pay for a week. If the worker is 16 or 17 his share of the contribution is 11d.*

**INSERT BEFORE ISSUE:—**

NAME OF EMPLOYER .....


ADDRESS .....

If this card is sent through the post it must be put in an envelope, and postage paid unless the card is being sent to the Ministry of Health.

A PERSON FINDING A LOST CARD SHOULD DROP IT INTO A POST OFFICE LETTER BOX

(8267) Wt. 38562/140 1,300 3/40 S.E.B. Ltd. Co. 887

**AJ(O)** – Outworker Unit System – Boy – red on greenish grey card (Item 108):


NATIONAL HEALTH INSURANCE CONTRIBUTION CARD			
CLASS <b>AJ(O)</b> BOY AGE 14 TO 16	<b>JUVENILE OUTWORKER</b> RATE OF CONTRIBUTION EMPLOYER - 2d } WORKER - 2d } <b>4<sup>D</sup></b>	UNIT SYSTEM	PERIOD ENDING
			
SEE BELOW			
<b>IMPORTANT</b>	CONTRIBUTIONS AT 4d ARE PAYABLE ONLY UP TO THE DATE ON WHICH THE WORKER REACHES THE AGE OF 16 A CONTRIBUTION AT 1s 10d <span style="font-size: small;">(EMPLOYER 11d WORKER 11d)</span> IS PAYABLE FOR ANY UNIT EARNED IN WHOLE OR IN PART AFTER AGE 16 THESE CONTRIBUTIONS AT 1s 10d MAY BE PAID UP TO THE END OF THE HALF-YEAR ON THIS CARD THIS CARD MUST ONLY BE USED BY THE EMPLOYER BY WHOM IT IS ISSUED ANY OTHER EMPLOYER MUST USE A SEPARATE CARD		
<b>INSTRUCTIONS TO OUTWORKER</b>			
FILL IN DATE OF YOUR BIRTH OVERLEAF DELIVER THIS CARD TO YOUR EMPLOYER AT THE PROPER TIMES FOR STAMPING THIS CARD MUST BE SENT TO YOUR SOCIETY NOT LATER THAN TWO WEEKS AFTER THE END OF THE HALF-YEAR IF NOT A MEMBER OF A SOCIETY SEND THE CARD TO THE APPROPRIATE DEPARTMENT. AN ENVELOPE CAN BE OBTAINED AT ANY POST OFFICE IF YOU NEED MEDICAL BENEFIT AND HAVE NOT A MEDICAL CARD, GET A FORM MED. 50 AT A POST OFFICE, FILL IT UP AND SEND IT TO THE INSURANCE COMMITTEE THE POST OFFICE WILL GIVE YOU THE ADDRESS			
<b>INSTRUCTIONS TO EMPLOYER</b>			
THE CARD MUST BE STAMPED WITH A 4d (OR AFTER AGE 16 A 1s 10d) HEALTH AND PENSIONS STAMP FOR EACH UNIT OR PART OF A UNIT EARNED BY THE OUTWORKER. THE CONTRIBUTION MUST BE PAID BEFORE THE WORK IS PAID FOR OTHERWISE THE EMPLOYER LOSES THE RIGHT TO RECOVER THE WORKER'S SHARE IMMEDIATELY IT IS AFFIXED EACH STAMP MUST BE CANCELLED WITH A METALLIC DATE STAMP OR BY WRITING THE DATE OF AFFIXING IN INK ACROSS THE FACE OF THE STAMP IF 52 CONTRIBUTIONS HAVE BEEN PAID IN A CONTRIBUTION YEAR (JULY TO JUNE) THE OUTWORKER CAN OBTAIN A CERTIFICATE TO THAT EFFECT FROM HIS SOCIETY OR IF HE IS NOT A MEMBER OF AN APPROVED SOCIETY FROM THE APPROPRIATE DEPARTMENT AND NO FURTHER CONTRIBUTIONS WILL THEN BE PAYABLE FOR HIM DURING THAT PERIOD THE CARD MUST BE RETURNED TO THE CONTRIBUTOR, DULY STAMPED :- (a) When employment ends or within 14 days if he leaves without notice (b) Within 48 hours after request by the worker at any time (c) Within 6 days of the end of its currency			
<b>INSERT BEFORE ISSUE</b>			
NAME OF EMPLOYER.....		if this card is sent through the post it must be put in an envelope and postage paid unless it is being sent to the appropriate Department  A PERSON FINDING A LOST CARD SHOULD DROP IT INTO A POST OFFICE LETTER BOX	
ADDRESS.....			
(470) Wt. 49504/247 2,500 4/40 S.E.R. Ltd. Gp. 662.			



E(O) – Outworker Unit System – Woman – black on buff card.

(Item 109):

NATIONAL HEALTH AND PENSIONS INSURANCE  
CONTRIBUTION CARD

ENGLAND	<b>OUTWORKER</b> UNIT SYSTEM	1940 SECOND HALF	
CLASS E [O] WOMAN AGE 16 to 60	RATE OF CONTRIBUTION EMPLOYER: 8d. ) 1s. 5d. WORKER: 9d. ) A UNIT <i>But see octavo</i>	27 WEEKS ENDING 6 JANUARY 1941	

THIS CARD IS TO BE USED FOR A WOMAN OUTWORKER WHOSE EMPLOYER PAYS CONTRIBUTIONS ON THE UNIT SYSTEM. IT MUST ONLY BE USED BY THE EMPLOYER BY WHOM IT IS ISSUED: ANY OTHER EMPLOYER MUST USE A SEPARATE CARD

**NOTE**  
FOR A WOMAN AGED 60 OR OVER A SPECIAL CARD (issued by the Ministry of Health) MUST BE USED AND ONLY THE EMPLOYER'S CONTRIBUTION [8d.] IS PAYABLE

**INSTRUCTIONS TO INSURED PERSON**  
DELIVER THIS CARD TO YOUR EMPLOYER AT THE PROPER TIMES FOR STAMPING. THE CARD MUST BE SENT TO YOUR SOCIETY, WITH YOUR RECORD CARD, IMMEDIATELY AFTER 5 JANUARY 1941 AND IN ANY CASE NOT LATER THAN

**18 JANUARY 1941**  
*If not a member of a Society send the card to the Ministry of Health, Insurance Department, Blackpool, Lancs. An envelope can be obtained at any Post Office*

↔ FAILURE TO SEND THE CARD IN PROMPTLY MAY RESULT IN LOSS OF BENEFITS ↔

DO NOT STAMP THE CARD WHILE SICK OR UNEMPLOYED WITHOUT CONSULTING SOCIETY

**INSTRUCTIONS TO EMPLOYER**

A 1s. 5d. contribution is payable by the employer for each unit (or part of a unit) earned by the outworker. The card must be stamped with Health and Pensions Insurance stamps before the work is paid for

Cancel each stamp immediately it is affixed by writing the date of affixing in ink (or by stamping it with a metallic die) across the face of the stamp. If the employer fails to pay the contribution or to deduct the worker's share of it at the proper time he loses the right to deduct any part of the contribution

*If the worker is 18 years of age or over and her remuneration for a week of 6 full working days does not exceed 28s., the weekly amounts payable are as follows:—*

Rate	EMPLOYER	WORKER
Over 18s. a wk.	9d.	8d.
18s. a wk. or less	1/-	5d.

*The limit of earnings may generally be taken as the rate of pay for a week. If the worker is 16 or 17 her share of the contribution is 9d.*

*When 53 contributions have been paid in the 53 weeks ending 6 July 1941 for the outworker to whom this card applies a certificate to that effect can be obtained from her Society, or if she is not a member of an Approved Society, from the Ministry of Health, Insurance Dept., and no further contributions will then be payable for her during that period*

**INSERT BEFORE ISSUE:—**

NAME OF EMPLOYER.....

ADDRESS.....

*If this card is sent through the post it must be put in an envelope, and postage paid unless the card is being sent to the Ministry of Health*


A PERSON FINDING A LOST CARD SHOULD DROP IT INTO A POST OFFICE LETTER BOX

(8258) Wt. 85502/140 38M 3/40 S.E.R. Ltd. Gd. 662.

**EJ(O)** – Outworker Unit System – Girl – green on buff card. (Item 110):

NATIONAL HEALTH INSURANCE CONTRIBUTION CARD

CLASS EJ(O) GIRL AGE 14 TO 16	<b>JUVENILE OUTWORKER</b> RATE OF CONTRIBUTION EMPLOYER - 2d } WORKER - 2d } <b>4<sup>D</sup></b>	UNIT SYSTEM	PERIOD ENDING
-------------------------------------	--	----------------	---------------



SEE BELOW

I M P O R T A N T

CONTRIBUTIONS AT 4d ARE PAYABLE ONLY UP TO THE DATE ON WHICH THE WORKER REACHES THE AGE OF 16

A CONTRIBUTION AT 1s 5d (EMPLOYER 8d  
WORKER 9d) IS PAYABLE FOR ANY UNIT EARNED IN WHOLE OR IN PART AFTER AGE 16 THESE CONTRIBUTIONS AT 1s 5d MAY BE PAID UP TO THE END OF THE HALF-YEAR ON THIS CARD

THIS CARD MUST ONLY BE USED BY THE EMPLOYER BY WHOM IT IS ISSUED ANY OTHER EMPLOYER MUST USE A SEPARATE CARD

---

### INSTRUCTIONS TO OUTWORKER

FILL IN DATE OF YOUR BIRTH OVERLEAF  
 DELIVER THIS CARD TO YOUR EMPLOYER AT THE PROPER TIMES FOR STAMPING  
 THIS CARD MUST BE SENT TO YOUR SOCIETY NOT LATER THAN TWO WEEKS AFTER THE END OF THE HALF-YEAR  
 IF NOT A MEMBER OF A SOCIETY SEND THE CARD TO THE APPROPRIATE DEPARTMENT. AN ENVELOPE CAN BE OBTAINED AT ANY POST OFFICE  
 IF YOU NEED MEDICAL BENEFIT AND HAVE NOT A MEDICAL CARD, GET A FORM MED. 50 AT A POST OFFICE, FILL IT UP AND SEND IT TO THE INSURANCE COMMITTEE THE POST OFFICE WILL GIVE YOU THE ADDRESS

---

### INSTRUCTIONS TO EMPLOYER

THE CARD MUST BE STAMPED WITH A 4d (OR AFTER AGE 16 A 1s 5d) HEALTH AND PENSIONS STAMP FOR EACH UNIT OR PART OF A UNIT EARNED BY THE OUTWORKER. THE CONTRIBUTION MUST BE PAID BEFORE THE WORK IS PAID FOR OTHERWISE THE EMPLOYER LOSES THE RIGHT TO RECOVER THE WORKER'S SHARE  
 IMMEDIATELY IT IS AFFIXED EACH STAMP MUST BE CANCELLED WITH A METALLIC DATE STAMP OR BY WRITING THE DATE OF AFFIXING IN INK ACROSS THE FACE OF THE STAMP  
 IF 52 CONTRIBUTIONS HAVE BEEN PAID IN A CONTRIBUTION YEAR (JULY TO JUNE) THE OUTWORKER CAN OBTAIN A CERTIFICATE TO THAT EFFECT FROM HER SOCIETY OR IF SHE IS NOT A MEMBER OF AN APPROVED SOCIETY FROM THE APPROPRIATE DEPARTMENT AND NO FURTHER CONTRIBUTIONS WILL THEN BE PAYABLE FOR HER DURING THAT PERIOD  
 THE CARD MUST BE RETURNED TO THE CONTRIBUTOR, DULY STAMPED :-

(a) When employment ends or within 14 days if she leaves without notice  
 (b) Within 48 hours after request by the worker at any time  
 (c) Within 6 days of the end of its currency

INSERT BEFORE ISSUE  
 NAME OF EMPLOYER.....  
 ADDRESS.....  
 (471) Wt. 40503/248 2,500 4/40 S.E.R. Ltd. Cp. 662.


If this card is sent through the post it must be put in an envelope and postage paid unless it is being sent to the appropriate Department  
**A PERSON FINDING A LOST CARD SHOULD DROP IT INTO A POST OFFICE LETTER BOX**



X(A) – Exempt Man – black on pink card.

(Item 111):

**NATIONAL HEALTH AND PENSIONS INSURANCE CONTRIBUTION CARD**

<b>ENGLAND</b>	<b>EXEMPT PERSON</b>	<b>1940</b> SECOND HALF	
<b>CLASS X(A) MAN</b> AGE 16 to 65	RATE OF CONTRIBUTION EMPLOYER : 9d. } <b>11½d.</b> WORKER : 2½d. }	27 WEEKS ENDING <b>5 JANUARY 1941</b>	

THIS CARD IS ISSUED BY THE MINISTRY OF HEALTH, INSURANCE DEPT., BLACKPOOL, TO BE USED FOR AN EMPLOYED MAN TO WHOM A CERTIFICATE OF EXEMPTION HAS BEEN GRANTED

THE CARD IN ITSELF IS NOT EVIDENCE THAT THE HOLDER IS EXEMPT FOR THE WHOLE OR PART OF THE PERIOD TO WHICH IT RELATES. THE ONLY PROOF OF EXEMPTION IS THE POSSESSION OF A CURRENT EXEMPTION BOOK

**INSTRUCTIONS TO EMPLOYED PERSON**

DELIVER THE CARD TO YOUR EMPLOYER AT THE PROPER TIMES FOR STAMPING

SEND THE CARD TO THE MINISTRY OF HEALTH, INSURANCE DEPARTMENT, BLACKPOOL, IMMEDIATELY AFTER 5 JANUARY 1941 AND NOT LATER THAN

**18 JANUARY 1941**

*(If you cease to be an exempt person before that date return the card at once)*

IF THE CARD IS UNSTAMPED, OR ONLY PARTLY STAMPED, STATE THE REASON

IF YOU ARE GENUINELY UNEMPLOYED YOU SHOULD IN YOUR OWN INTERESTS REGISTER FOR WORK AT A LOCAL OFFICE OF THE MINISTRY OF LABOUR AND PRESENT THIS CARD FOR FRANKING WEEK BY WEEK

THE CONTROLLER  
 INSURANCE DEPARTMENT  
**MINISTRY OF HEALTH**  
 BLACKPOOL  
 LANCASHIRE

● A SPECIAL CARD MUST BE USED FOR A MAN AGED 65 OR OVER

THE CARD IS ISSUED BY THE MINISTRY OF HEALTH OR IS OBTAINABLE AT A POST OFFICE.

**INSTRUCTIONS TO EMPLOYER**

A CONTRIBUTION OF 11½d. IS PAYABLE FOR EACH WEEK (BEGINNING MONDAY) DURING THE WHOLE OR PART OF WHICH THE EXEMPT PERSON IS EMPLOYED : THE CARD MUST BE STAMPED NOT LATER THAN THE TIME AT WHICH WAGES ARE PAID

*Health and Pensions Insurance stamps only must be used*

→ Each stamp must be cancelled in accordance with the notice overleaf ←

THE CARD MUST BE RETURNED TO THE WORKER, DULY STAMPED

(a) when employment ends or within 14 days if he leaves without notice ; or  
(b) within 48 hours after request by the worker at any time

AT THE END OF ITS CURRENCY THE CARD MUST BE RETURNED TO THE WORKER

**NOT LATER THAN 11 JANUARY 1941**

*If the employer fails to pay the contribution or to deduct the worker's share of it at the proper time he loses his right of making any deduction*


A PERSON FINDING A LOST CARD SHOULD DROP IT INTO A POST OFFICE LETTER BOX

(3486) Wt. 41558/189 4M 2/40 S.E.R. Ltd. Gp. 662.

X(E) – Exempt woman – black on orange card.

(Item 112):

**NATIONAL HEALTH AND PENSIONS INSURANCE  
CONTRIBUTION CARD**

<b>ENGLAND</b>	<b>EXEMPT PERSON</b>	<b>1940</b> SECOND HALF	
<b>CLASS X (E) WOMAN</b>	<b>RATE OF CONTRIBUTION</b> EMPLOYER : 7d. } <b>7d.</b> WORKER : NIL }	<b>27 WEEKS</b> ENDING <b>5 JANUARY 1941</b>	
<b>AGE 16 to 60</b>			

THIS CARD IS ISSUED BY THE MINISTRY OF HEALTH, INSURANCE DEPT., BLACKPOOL, TO BE USED FOR AN EMPLOYED WOMAN TO WHOM A CERTIFICATE OF EXEMPTION HAS BEEN GRANTED.

THE CARD IN ITSELF IS NOT EVIDENCE THAT THE HOLDER IS EXEMPT FOR THE WHOLE OR PART OF THE PERIOD TO WHICH IT RELATES. THE ONLY PROOF OF EXEMPTION IS THE POSSESSION OF A CURRENT EXEMPTION BOOK.

**INSTRUCTIONS TO EMPLOYED PERSON**

DELIVER THE CARD TO YOUR EMPLOYER AT THE PROPER TIMES FOR STAMPING.

SEND THE CARD TO THE MINISTRY OF HEALTH, INSURANCE DEPARTMENT, BLACKPOOL, IMMEDIATELY AFTER 5 JANUARY 1941 AND NOT LATER THAN

**18 JANUARY 1941**

(If you cease to be an exempt person before that date return the card at once)

IF THE CARD IS UNSTAMPED, OR ONLY PARTLY STAMPED, STATE THE REASON

**INSTRUCTIONS TO EMPLOYER**

A CONTRIBUTION OF 7D. IS PAYABLE FOR EACH WEEK (BEGINNING MONDAY) DURING THE WHOLE OR PART OF WHICH THE EXEMPT PERSON IS EMPLOYED: THE CARD MUST BE STAMPED NOT LATER THAN THE TIME AT WHICH WAGES ARE PAID

*Health and Pensions Insurance stamps only must be used*

→ Each stamp must be cancelled in accordance with the notice overleaf ←

THE CARD MUST BE RETURNED TO THE WORKER, DULY STAMPED

(a) when employment ends or within 14 days if she leaves without notice; or  
(b) within 48 hours after request by the worker at any time

AT THE END OF ITS CURRENCY THE CARD MUST BE RETURNED TO THE WORKER

**NOT LATER THAN 11 JANUARY 1941**

*The employer must not recover any part of the contributions from the exempt woman*

A PERSON FINDING A LOST CARD SHOULD DROP IT INTO A POST OFFICE LETTER BOX

THE CONTROLLER  
INSURANCE DEPARTMENT  
**MINISTRY OF HEALTH**  
BLACKPOOL  
LANCASHIRE

● A SPECIAL CARD MUST BE USED FOR A WOMAN AGED 60 OR OVER


THE CARD IS ISSUED BY THE MINISTRY OF HEALTH OR IS OBTAINABLE AT A POST OFFICE.

(3487) Wt. 41559/191 7M 2/40 S.E.R. Ltd. Gp. 862.



X(AO) – Exempt Man – Outworker – black on pink card. (Item 113):

**NATIONAL HEALTH AND PENSIONS INSURANCE  
CONTRIBUTION CARD**

<b>ENGLAND</b>	<b>EXEMPT PERSON—OUTWORKER</b> [UNIT SYSTEM]	
<b>CLASS X (AO) MAN</b> AGE 16 to 65	RATE OF CONTRIBUTION EMPLOYER: 9d. } <b>11½d.</b> WORKER: 2½d. } A UNIT	

TO BE USED FOR AN EXEMPT MAN OUTWORKER WHOSE EMPLOYER PAYS CONTRIBUTIONS ON THE UNIT SYSTEM. IT MUST ONLY BE USED BY THE EMPLOYER BY WHOM IT IS ISSUED; ANY OTHER EMPLOYER MUST USE A SEPARATE CARD

THE CARD IN ITSELF IS NOT EVIDENCE THAT THE HOLDER IS EXEMPT. THE ONLY PROOF OF EXEMPTION IS THE POSSESSION OF A CURRENT EXEMPTION BOOK

*A SPECIAL CARD MUST BE USED FOR A PERSON AGED 65 OR OVER  
The card is issued by the Ministry of Health or is obtainable at a Post Office*

**INSTRUCTIONS TO EMPLOYED PERSON**

DELIVER THE CARD TO YOUR EMPLOYER AT THE PROPER TIMES FOR STAMPING  
SEND THE CARD TO THE MINISTRY OF HEALTH, INSURANCE DEPARTMENT, BROMYARD AVENUE, LONDON, W.3, NOT LATER THAN TWO WEEKS AFTER THE END OF THE HALF-YEAR  
*[If you cease to be an exempt person before that date return the card at once]*

**INSTRUCTIONS TO EMPLOYER**

An 11½d. contribution is payable by the employer for each unit (or part of a unit) earned by the outworker. The card must be stamped with Health and Pensions Insurance stamps before the work is paid for

■ Cancel each stamp immediately it is affixed by writing the date of affixing in ink or by stamping it with a metallic die across the face of the stamp

*When 52 contributions have been paid in an ordinary contribution year (or 53 in a 53 weeks' contribution year) in respect of an Exempt Outworker to whom this card applies, a certificate to that effect can be obtained from the Ministry of Health, Insurance Department, and no further contributions will then be payable in respect of him during that contribution year*

THE CARD MUST BE RETURNED TO THE WORKER, DULY STAMPED

(a) when employment ends or within 14 days if he leaves without notice; or  
(b) within 48 hours after request by the worker at any time

AT THE END OF ITS CURRENCY THE CARD MUST BE RETURNED TO THE WORKER WITHIN SIX DAYS

*If the employer fails to pay the contribution and to deduct the worker's share of it at the proper time he loses his right of making any deduction*


**INSERT BEFORE ISSUE:**

NAME OF EMPLOYER.....	If this card is sent through the post it must be put in an envelope, and postage paid unless the card is being sent to the Ministry of Health  A PERSON FINDING A LOST CARD SHOULD DROP IT INTO A POST OFFICE LETTER BOX
ADDRESS.....	

W. 18599/1805 250 8/86 S.E.R. Ltd. Gp. 662.

**X(EO)** – Exempt Woman – Outworker – black on orange card. (Item 114):

NATIONAL HEALTH AND PENSIONS INSURANCE CONTRIBUTION CARD		
ENGLAND	<b>EXEMPT PERSON-OUTWORKER</b>	UNIT SYSTEM
<b>CLASS X(EO) WOMAN</b> Aged 16 to 60	RATE OF CONTRIBUTION EMPLOYER : 7d. WORKER : NIL } <b>7d.</b> A UNIT	PERIOD ENDING



TO BE USED FOR AN EXEMPT WOMAN OUTWORKER WHOSE EMPLOYER PAYS CONTRIBUTIONS ON THE UNIT SYSTEM. IT MUST ONLY BE USED BY THE EMPLOYER BY WHOM IT IS ISSUED: ANY OTHER EMPLOYER MUST USE A SEPARATE CARD

THIS CARD IN ITSELF IS NOT EVIDENCE THAT THE HOLDER IS EXEMPT. THE ONLY PROOF OF EXEMPTION IS THE POSSESSION OF A CURRENT EXEMPTION BOOK

● A SPECIAL CARD MUST BE USED FOR A WOMAN AGED 60 OR OVER  
*The card is issued by the Ministry of Health or is obtainable at a Post Office*

### INSTRUCTIONS TO EMPLOYED PERSON

DELIVER THE CARD TO YOUR EMPLOYER AT THE PROPER TIMES FOR STAMPING  
SEND THE CARD TO THE MINISTRY OF HEALTH, INSURANCE DEPARTMENT, BLACKPOOL, LANCs., NOT LATER THAN TWO WEEKS AFTER THE END OF THE HALF-YEAR  
*(If you cease to be an exempt person before that date return the card at once)*

### INSTRUCTIONS TO EMPLOYER

A 7d. contribution is payable by the employer for each unit (or part of a unit earned by the outworker. The card must be stamped with Health and Pensions Insurance stamps before the work is paid for.

■ Cancel each stamp immediately it is affixed by writing the date of affixing in ink or by stamping it with a metallic die across the face of the stamp

*When 52 contributions have been paid in an ordinary contribution year (or 52 in a 52 week's contribution year) in respect of an Exempt Outworker to whom this card applies, a certificate in that effect can be obtained from the Ministry of Health, Insurance Department, and no further contributions will then be payable in respect of her during that contribution year*

THE CARD MUST BE RETURNED TO THE WORKER, DULY STAMPED

(a) when employment ends or within 14 days if she leaves without notice: or  
(b) within 48 hours after request by the worker at any time

AT THE END OF ITS CURRENCY THE CARD MUST BE RETURNED TO THE WORKER WITHIN SIX DAYS

*The employer must not recover any part of the contributions from the exempt woman*

<p>INSERT <b>BEFORE</b> ISSUE :</p> <p>NAME OF EMPLOYER .....</p> <p>ADDRESS .....</p>	<p><i>If this card is sent through the post it must be put in an envelope, and postage paid unless the card is being sent to the Ministry of Health.</i></p> <p>A PERSON FINDING A LOST CARD SHOULD DROP IT INTO A POST OFFICE LETTER BOX</p>
--	---

64) Wt. 51011/265 3.500 440 S.K.R. Ltd Gp. 662.












**P(AO)** – Outworker over 65 – Man – red on grey card. (Item 117):

WIDOWS', ORPHANS' AND OLD AGE CONTRIBUTORY  
PENSIONS ACT

ENGLAND	<b>OUTWORKER</b> UNIT SYSTEM	PERIOD ENDING	
CLASS P(AO) <b>MAN</b> AGED 65 or over	RATE OF CONTRIBUTION PER UNIT ... <b>11d.</b> PAYABLE BY EMPLOYER ONLY		

THIS CARD IS TO BE USED FOR A MAN OUTWORKER AGED 65 or OVER WHOSE EMPLOYER PAYS CONTRIBUTIONS ON THE UNIT SYSTEM. IT MUST ONLY BE USED BY THE EMPLOYER BY WHOM IT IS ISSUED: ANY OTHER EMPLOYER MUST USE A SEPARATE CARD

**INSTRUCTIONS TO EMPLOYED PERSON**

DELIVER THIS CARD TO YOUR EMPLOYER FOR STAMPING AT THE PROPER TIMES RETURN THE CARD, WITH YOUR CLASS P(E) CARD IF YOU HAVE ONE, **NOT LATER THAN TWO WEEKS AFTER THE END OF THE HALF-YEAR**

TO THE CONTROLLER, MINISTRY OF HEALTH,  
INSURANCE DEPARTMENT, BLACKPOOL, LANCs.

\*If you have not received a Class P(E) Card state here:  
Number on cover of Pension Order Book .....  
if you are an Old Age Pensioner.....

If not, state date of your birth .....

**YOU MUST NOT STAMP THIS CARD DURING SICKNESS or UNEMPLOYMENT\***

**INSTRUCTIONS TO EMPLOYER**

An 11d. contribution is payable by the employer for each unit (or part of a unit) earned by the outworker. The card must be stamped with Health and Pensions Insurance stamps before the work is paid for

Cancel each stamp immediately it is affixed by writing the date of affixing in ink (or by stamping it with a metallic die) across the face of the stamp

**THE EMPLOYER MUST NOT DEDUCT ANY PART OF THE CONTRIBUTIONS FROM THE OUTWORKER'S EARNINGS**

*When 52 contributions have been paid in an ordinary contribution year (or 53 in a 53 weeks' contribution year) for the outworker to whom the card applies a certificate to that effect can be obtained from the Ministry of Health at the above address and no further contributions will then be payable for him during that period*

**INSERT BEFORE ISSUE :—**

NAME OF EMPLOYER .....


ADDRESS .....

*If this card is sent through the post it must be put in an envelope, and postage paid unless the card is being sent to the Ministry of Health*

**A PERSON FINDING A LOST CARD SHOULD DROP IT INTO A POST OFFICE LETTER BOX**

(975) Wt. 51851/203 4M 4/40 S.E.R. Ltd. Gd. 662.

**P(EO)** – Outworker over 60 – Woman – green on buff card. (Item 118):

WIDOWS', ORPHANS' AND OLD AGE CONTRIBUTORY PENSIONS ACT			
ENGLAND	<b>OUTWORKER</b>	UNIT SYSTEM	1940 SECOND HALF
<b>CLASS P(EO)</b> <b>WOMAN</b> AGED 60 or over	RATE OF CONTRIBUTION PER UNIT ... <b>8d.</b> PAYABLE BY EMPLOYER ONLY	27 WEEKS ENDING 5 JANUARY 1941	

THIS CARD IS TO BE USED FOR A WOMAN OUTWORKER AGED 60 or OVER WHOSE EMPLOYER PAYS CONTRIBUTIONS ON THE UNIT SYSTEM. IT MUST ONLY BE USED BY THE EMPLOYER BY WHOM IT IS ISSUED: ANY OTHER EMPLOYER MUST USE A SEPARATE CARD

**INSTRUCTIONS TO EMPLOYED PERSON**

DELIVER THIS CARD TO YOUR EMPLOYER FOR STAMPING AT THE PROPER TIMES  
RETURN THE CARD, WITH YOUR CLASS P(E) CARD IF YOU HAVE ONE,  
**NOT LATER THAN**  
**18 JANUARY 1941**  
TO THE CONTROLLER, MINISTRY OF HEALTH, INSURANCE  
DEPARTMENT, BLACKPOOL, LANCs.

\*If you have not received a Class P(E) Card state here:  
Number on cover of Pension Order Book .....  
if you are an Old Age Pensioner.....  
If not, state date of your birth .....

**YOU MUST NOT STAMP THIS CARD DURING SICKNESS or UNEMPLOYMENT\***

**INSTRUCTIONS TO EMPLOYER**

An 8d. contribution is payable by the employer for each unit (or part of a unit) earned by the outworker. The card must be stamped with Health and Pensions Insurance stamps before the work is paid for

■ Cancel each stamp immediately it is affixed by writing the date of affixing in ink (or by stamping it with a metallic die) across the face of the stamp

**THE EMPLOYER MUST NOT DEDUCT ANY PART OF THE CONTRIBUTIONS FROM THE OUTWORKER'S EARNINGS**

*When 53 contributions have been paid in the 53 weeks ending 6 July 1941 for the outworker to whom the card applies a certificate to that effect can be obtained from the Ministry of Health at the above address and no further contributions will then be payable for her during that period*

**INSERT BEFORE ISSUE:—**

NAME OF EMPLOYER .....

ADDRESS .....

*If this card is sent through the post it must be put in an envelope, and postage paid unless the card is being sent to the Ministry of Health*

A PERSON FINDING A LOST CARD SHOULD DROP IT INTO A POST OFFICE LETTER BOX

(3289) Wt. 88502/140 6M 3/40 S.E.R. Ltd. Sp. 662.




**Y** – Emergency Card – Classes A, E, X(A), X(E) on pale salmon pink card – single sided.  
(Item 119):

**NATIONAL HEALTH AND PENSIONS INSURANCE**

**Y**  
ENGLAND

**EMERGENCY CARD**  
EMPLOYED CONTRIBUTOR or EXEMPT PERSON  
[MAN . . . . . Age 16 to 65]  
[WOMAN . . . Age 16 to 60]



Rates of Contribution from 1 July 1940	Employed Contributor	Exempt Person
	Man . . . . . 1s. 10d.	Man . . . . . 11½d.
	Woman . . . . . 1s. 5d.	Woman . . . . . 7d.

THIS CARD IS FOR USE BY AN EMPLOYER WHERE AN EMPLOYEE FAILS TO PRODUCE AN ORDINARY CARD FOR STAMPING AT THE PROPER TIME

→ TO BE FILLED UP BY THE EMPLOYER ←

Name of Employed Person (Surname first)	Week for which contribution is due
	WEEK BEGINNING

**AFFIX STAMP HERE**

→

USE ONLY A HEALTH AND PENSIONS INSURANCE STAMP AND CANCEL STAMP AT ONCE BY WRITING ACROSS IT IN INK THE DATE OF AFFIXING IT.

THE CARD MUST BE GIVEN TO THE EMPLOYEE AS SOON AS IT HAS BEEN STAMPED.

AN EMPLOYEE MUST NOT BE REGARDED AS EXEMPT UNLESS A CURRENT EXEMPTION BOOK IS PRODUCED.

CONTRIBUTIONS ARE PAYABLE AT SPECIAL RATES FOR A MAN AGED 65 OR OVER AND A WOMAN AGED 60 OR OVER. A CARD FOR THIS PURPOSE, IF NOT PRODUCED BY THE EMPLOYEE, SHOULD BE OBTAINED FROM THE POST OFFICE OR FROM THE MINISTRY OF HEALTH, INSURANCE DEPARTMENT, BLACKPOOL, LANCs.

**WARNING**

ANY PERSON WHO REMOVES A STAMP FROM A CARD OR MAKES USE OF A STAMP REMOVED FROM A CARD IS LIABLE TO PROSECUTION

**INSTRUCTIONS TO THE EMPLOYED PERSON**

FILL UP THE SPACE BELOW AND AT THE END OF THE HALF-YEAR SEND THIS CARD WITH YOUR ORDINARY CONTRIBUTION CARD AND RECORD CARD (IF ANY) TO YOUR APPROVED SOCIETY OR, IF YOU ARE NOT A MEMBER OF A SOCIETY, TO THE MINISTRY OF HEALTH, INSURANCE DEPARTMENT, BLACKPOOL, LANCs.

**FAILURE TO SURRENDER A STAMPED CARD PROMPTLY MAY RESULT IN A SERIOUS LOSS OF BENEFIT.**

Signature of Employed Person .....	IF YOU ARE AN EXEMPT PERSON WRITE YOUR EXEMPTION NUMBER IN SPACE BELOW
Address .....	
Name of Society .....	
Membership No. .... E .....	

An employer who fails to pay the contribution and to deduct the employee's share of it at the proper time loses his right of deducting any part of the contribution.

IF THIS CARD IS SENT THROUGH THE POST IT MUST BE PUT IN AN ENVELOPE AND POSTAGE MUST BE PAID UNLESS IT IS SENT TO THE MINISTRY OF HEALTH.

ANY PERSON FINDING A LOST CARD SHOULD DROP IT INTO A POST OFFICE LETTER BOX.

(1204) Wt. 9847/4U 750M 6/40 S.E.R. Ltd. Cp. 662.



# Combined Health and Unemployment Card.


**P(X)** – Emergency Card – P(A) and P(E) – black on greenish grey card. (Item 120):

**PENSIONS AND UNEMPLOYMENT INSURANCE  
EMERGENCY CONTRIBUTION CARD**  
EMPLOYED MAN AGED 65 OR OVER; EMPLOYED  
WOMAN AGED 60 OR OVER;  
OR PERSON RETIRED ON PENSION FROM EXCEPTED EMPLOYMENT

	MEN	WOMEN
<b>WEEKLY RATES OF CONTRIBUTION PAYABLE BY EMPLOYER ONLY</b>	<b>PENSIONS</b>	<b>6d.</b>
	11d.	8d.
	9d.	2½d.
	3d.	

\* Before 1st July 1940, the Pensions Contributions were 10d. for Men and 7d. for Women (if aged 65 or over)

† Special "agricultural" stamps must be used



P(X)

ENGLAND

NOTICE TO EMPLOYER

IF YOU DO NOT PAY UNEMPLOYMENT INSURANCE CONTRIBUTIONS HAVE NOT BEEN PAID TO THE EMPLOYER

PERIOD FOR WHICH UNEMPLOYMENT INSURANCE CONTRIBUTIONS HAVE NOT BEEN PAID TO THE EMPLOYER

OCCUPATION OF THE PERSON

INSTRUCTIONS TO EMPLOYER

THIS CARD IS ISSUED ON BEHALF OF THE MINISTER OF HEALTH AND THE MINISTER OF LABOUR AND NATIONAL SERVICE TO BE USED FOR A WORKER WHO FAILS TO PRODUCE TO THE EMPLOYER A CLASS P(A) OR CLASS P(B) CARD

The card can be used for any half-yearly contribution period. The numbered stamp-spaces correspond to those on the ordinary contribution cards, reference to which will show which space on this card needs to be stamped for any particular week

INSTRUCTIONS TO EMPLOYER

PENSIONS AND UNEMPLOYMENT INSURANCE CONTRIBUTIONS AT THE RATES SHOWN ABOVE ARE PAYABLE FOR EACH WEEK (BEGINNING MONDAY) DURING THE WHOLE OR ANY PART OF WHICH THE WORKER IS EMPLOYED

THE CARD MUST BE STAMPED NOT LATER THAN THE TIME AT WHICH WAGES ARE PAID

ONLY HEALTH AND PENSIONS AND UNEMPLOYMENT INSURANCE STAMPS MUST BE USED. SPECIAL "AGRICULTURAL" STAMPS FOR UNEMPLOYMENT INSURANCE MUST BE USED IF THE WORKER IS IN EMPLOYMENT COVERED BY THE AGRICULTURAL UNEMPLOYMENT INSURANCE SCHEME

Unemployment insurance contributions are not payable for persons employed in private indoor domestic service

EACH STAMP MUST BE CANCELLED IMMEDIATELY IT IS AFFIXED BY WRITING THE DATE ACROSS IT IN INK

Before stamping the Card please fill up the space marked  overleaf

If you do not pay Unemployment Insurance Contributions fill up the space marked  opposite THE CARD MUST BE RETURNED TO THE EMPLOYED PERSON

(a) when the employment ends, or within 14 days if the worker leaves without notice; or

(b) within 48 hours after request by the worker at any time; or

(c) within 6 days after the end of the half-year, in any event

THE EMPLOYER MUST NOT DEDUCT ANY PART OF THE CONTRIBUTIONS FROM THE WAGES OF THE WORKER

NOTICE TO EMPLOYER

IF YOU DO NOT PAY UNEMPLOYMENT INSURANCE CONTRIBUTIONS HAVE NOT BEEN PAID TO THE EMPLOYER

PERIOD FOR WHICH UNEMPLOYMENT INSURANCE CONTRIBUTIONS HAVE NOT BEEN PAID TO THE EMPLOYER

OCCUPATION OF THE PERSON

INSTRUCTIONS TO EMPLOYED PERSON

ON RECEIVING THIS CARD FROM YOUR EMPLOYER SIGN YOUR NAME AND GIVE ALL THE OTHER PARTICULARS REQUIRED AT THE FOOT OF THE CARD OVERLEAF

SEND IT WITH YOUR P(A) OR P(E) CARD AT THE END OF THE HALF-YEAR TO THE MINISTER OF HEALTH, UNLESS OTHERWISE INSTRUCTED

IF YOU HAVE NOT A P(A) OR P(E) CARD, SEND THIS CARD IMMEDIATELY WITH YOUR UNEMPLOYMENT BOOK (if any) TO THE CONTROLLER, MINISTER OF HEALTH, INSURANCE DEPARTMENT, BLACKPOOL, LANCASHIRE

An appropriate card for future use will be supplied if required

IF YOU DO NOT REQUIRE ANOTHER CARD (BECAUSE, FOR EXAMPLE, YOU HAVE GIVEN UP WORK) STATE HERE THE REASON

An undertaking cannot be given to make an allowance for the value of the stamps affixed to this card if it is lost or destroyed. If it is lost while in the custody of the employer he may be called upon to stamp another card

A MEMORANDUM REGARDING THE PAYMENT OF CONTRIBUTIONS FOR EMPLOYED MEN AGED 65 AND OVER AND EMPLOYED WOMEN AGED 60 AND OVER CAN BE OBTAINED FROM THE MINISTER OF HEALTH [see address above]

IF THIS CARD IS SENT THROUGH THE POST IT MUST BE PUT IN AN ENVELOPE AND POSTAGE MUST BE PAID UNLESS THE CARD IS BEING SENT TO THE MINISTER OF HEALTH

ANY PERSON FINDING A LOST CARD SHOULD DROP IT INTO A POST OFFICE LETTER BOX

(C48) W.L.51000/11 15.0M 5/40 S.E.R.Ltd. Gp. 662.



R(A) – Arrears Card – Man – black on grey card. (Item 121):

**NATIONAL HEALTH AND PENSIONS INSURANCE**

EMPLOYED CONTRIBUTOR  
**MAN**  
**R(A) 1940**  
ENGLAND

**NOTICE OF ARREARS**

CONTRIBUTION YEAR ENDED 30 JUNE 1940

SOCIETY & BRANCH NAME \_\_\_\_\_

NO. \_\_\_\_\_

---

**YOUR ARREARS ARE**  
**at 1s. 8d.**

i.e., THE NUMBER BY WHICH YOUR TOTAL CREDITS, AS SHOWN OPPOSITE, FALL SHORT OF 50

**CREDITS**

STAMPS: 2/39..... 1/40.....

WEEKS OF DULY NOTIFIED SICKNESS, ETC. ....

WEEKS OF PROVED UNEMPLOYMENT .....

TOTAL

---

**TO PAY THESE ARREARS**  
*(OR PART OF THEM)*

APFIX HEALTH AND PENSIONS INSURANCE STAMPS TO THE OTHER SIDE OF THIS CARD AND SEND IT WITH YOUR RECORD CARD TO REACH YOUR SOCIETY

**NOT LATER THAN**  
**30 NOVEMBER 1940**

IF ANY ARREARS ARE OUTSTANDING AFTER THAT DATE YOUR BENEFITS DURING THE YEAR BEGINNING 6 JANUARY 1941 WILL BE REDUCED OR SUSPENDED AS SHOWN IN THE FOLLOWING TABLE

THE PAYMENT OF ARREARS DOES NOT OF ITSELF ENTITLE YOU TO HAVE YOUR INSURANCE EXTENDED

**NOTE:**

If you can prove more weeks of unemployment than shown above, inform your society

**AT ONCE**

No evidence will be accepted after

**30 Nov. 1940**

ISSUED

---

RECEIVED

FOR USE BY SOCIETY

---

**ARREARS TABLE**

TOTAL CREDITS	CORRESPONDING REDUCTION IN WEEKLY RATE OF	
	Sickness Benefit	Disablement Benefit
	s. d.	s. d.
50-52	No reduction	No reduction
48-49	1 6	6
46-47	3 0	1 6
44-45	4 6	2 6
42-43	6 0	3 0
39-41	7 6	3 6
36-38	9 0	4 6
35 or less	Sickness and Disablement Benefits suspended	
25 or less	Maternity Benefit also suspended	

**NOTE.—WHEN THE NORMAL RATE OF SICKNESS BENEFIT IS 9S. 0D. A WEEK (i.e., BEFORE 104 QUALIFYING CONTRIBUTIONS ARE PAID) THE REDUCTION IN SICKNESS BENEFIT IS THE SAME AS THAT SHOWN IN THE TABLE FOR DISABLEMENT BENEFIT, AND NO DISABLEMENT BENEFIT IS PAYABLE**

M. 2285/14 1,600,000 4/40 C.B.A.S.Ltd. 51-8587.

R(E) – Arrears Card – Woman. – black on brightish green card. (Item 122):

**NATIONAL HEALTH AND PENSIONS INSURANCE**

**NOTICE OF ARREARS**  
CONTRIBUTION YEAR ENDED 30 JUNE 1940

EMPLOYED CONTRIBUTOR <b>WOMAN</b>  <b>R(E) 1940</b> ENGLAND	SOCIETY & BRANCH } NAME _____  NO. _____
---	---

**YOUR ARREARS ARE** **CREDITS**

**at 1s. 2d.**

I.E., THE NUMBER BY WHICH YOUR TOTAL CREDITS, AS SHOWN OPPOSITE, FALL SHORT OF 50

STAMPS 12/30.....	1/30.....
WEEKS OF DULY NOTIFIED SICKNESS, ETC. ....	.....
WEEKS OF PROVED UNEMPLOYMENT ...	.....
<b>TOTAL</b>	

**TO PAY THESE ARREARS**  
(OR PART OF THEM)

AFFIX HEALTH AND PENSIONS INSURANCE STAMPS TO THE OTHER SIDE OF THIS CARD AND SEND IT WITH YOUR RECORD CARD TO REACH YOUR SOCIETY

NOT LATER THAN  
30 NOVEMBER 1940

IF ANY ARREARS ARE OUTSTANDING AFTER THAT DATE YOUR BENEFITS DURING THE YEAR BEGINNING 6 JANUARY 1941 WILL BE REDUCED OR SUSPENDED AS SHOWN IN THE FOLLOWING TABLE

THE PAYMENT OF ARREARS DOES NOT OF ITSELF ENTITLE YOU TO HAVE YOUR INSURANCE EXTENDED

ARREARS TABLE

TOTAL CREDITS	UNMARRIED WOMAN				MARRIED WOMAN			
	REDUCTION OF RATE OF Sickness Benefit		REDUCTION OF RATE OF Disablement Benefit		REDUCTION OF RATE OF Sickness Benefit		REDUCTION OF RATE OF Disablement Benefit	
	s.	d.	s.	d. *	s.	d.	s.	d.
50-52	No reduction		6		No reduction		6	
48-49	1	0	6		1	0	6	
46-47	2	6	1 0		2	0	1 0	
44-45	4	0	2 0		3	0	1 6	
42-43	5	0	2 6		4	0	2 0	
39-41	6	0	3 0		4	6	2 6	
36-38	7	0	3 6		5	0	2 6	
35 or less	Sickness and Disablement Benefits suspended							
25 or less	Maternity Benefit also suspended							

NOTE.—WHEN THE NORMAL RATE OF SICKNESS BENEFIT IS 7s. 6d. A WEEK (I.E., BEFORE 104 QUALIFYING CONTRIBUTIONS ARE PAID) THE REDUCTION IN SICKNESS BENEFIT IS THE SAME AS THAT SHOWN IN COL. \* FOR BOTH MARRIED AND UNMARRIED WOMEN, AND NO DISABLEMENT BENEFIT IS PAYABLE

NOTE:  
If you can prove more weeks of unemployment than shown above, inform your society  
**AT ONCE**  
No evidence will be accepted after  
**30 Nov. 1940**

ISSUED \_\_\_\_\_  
RECEIVED \_\_\_\_\_

FOR USE BY SOCIETY

M 2285/16 1,250,000 4/40 C.B.&S.Ltd. 51-6587.



**R (Eld )** – Man – Arrears Card – green on pale purple card. (Item 123):

**NATIONAL HEALTH AND PENSIONS INSURANCE**      **NOTICE OF ARREARS**  
**CONTRIBUTION YEAR ENDED 30 JUNE 1940**

ELDERLY CONTRIBUTOR MAN R (Eld) 1940 ENGLAND      SOCIETY & BRANCH NAME NO.

---

**YOUR ARREARS ARE**      **CREDITS**  
 at 1s. 8d.      STAMPS: 2/30 \_\_\_\_\_ 1/40 \_\_\_\_\_  
 and at 9d.      WEEKS OF DULY NOTIFIED SICKNESS, ETC. \_\_\_\_\_  
 (SEE NOTES OVERLEAF)

---

**TO PAY THESE ARREARS**      **Total**  
 (OR PART OF THEM)      **FOR USE BY SOCIETY**

APPLY HEALTH AND PENSIONS INSURANCE STAMPS AT THE ABOVE RATES TO THE OTHER SIDE OF THIS CARD AND SEND IT WITH YOUR RECORD CARD TO REACH YOUR SOCIETY

**NOT LATER THAN**  
**30 NOVEMBER 1940**

IF ANY ARREARS ARE OUTSTANDING AFTER THAT DATE YOUR BENEFITS DURING THE YEAR BEGINNING 6 JANUARY 1941 WILL BE REDUCED OR SUSPENDED AS SHOWN IN THE FOLLOWING TABLE

**ARREARS TABLE**

TOTAL CREDITS	CORRESPONDING REDUCTION IN WEEKLY RATE OF		NOTE—WHEN THE NORMAL RATE OF SICKNESS BENEFIT IS 9s. 6d. A WEEK (I.E. BENEFIT IS QUALIFYING FOR REDUCTIONS ARE PAID) THE REDUCTION IN SICKNESS BENEFIT IS THE SAME AS THAT SHOWN IN THE TABLE FOR DISABILITY BENEFIT AND NO DISABILITY BENEFIT IS PAYABLE.
	Sickness Benefit	Disability Benefit	
50-52	No reduction	No reduction	
48-49	1 0	0	
46-47	3 0	1 0	
44-45	4 6	2 0	
42-43	6 0	3 0	
39-41	7 6	3 6	
36-38	9 0	4 0	
35 or less	Sickness and Disability Benefits suspended		
25 or less	Maternity Benefit also suspended		

Issued \_\_\_\_\_  
 Received \_\_\_\_\_

(174) W.L. 3201616 504 540 S.E.R. Ltd. 6p. 562.

R (Eld) – Woman – Arrears Card – black on orange card. (Item 124):

**NATIONAL HEALTH AND PENSIONS INSURANCE**

**NOTICE OF ARREARS**  
CONTRIBUTION YEAR ENDED 30 JUNE 1940

ELDERLY CONTRIBUTOR  
**WOMAN**  
R (Eld) 1940  
ENGLAND

SOCIETY & BRANCH {

NAME .....

NO. ....

**YOUR ARREARS ARE**

..... at 1s. 2d.

and ..... at 8½d.

(SEE NOTES OVERLEAF)

**CREDITS**

STAMPS: 2/39 ..... 1/40 .....

WEEKS OF DULY NOTIFIED SICKNESS, ETC. ....

Total

**TO PAY THESE ARREARS**  
[OR PART OF THEM]

AFFIX HEALTH AND PENSIONS INSURANCE STAMPS AT THE ABOVE RATES TO THE OTHER SIDE OF THIS CARD AND SEND IT WITH YOUR RECORD CARD TO REACH YOUR SOCIETY

**NOT LATER THAN**  
**30 NOVEMBER 1940**

IF ANY ARREARS ARE OUTSTANDING AFTER THAT DATE YOUR BENEFITS DURING THE YEAR BEGINNING 6 JANUARY 1941 WILL BE REDUCED OR SUSPENDED AS SHOWN IN THE FOLLOWING TABLE

FOR USE BY SOCIETY

---

ISSUED

---

RECEIVED

---

**ARREARS TABLE**

TOTAL CREDITS	UNMARRIED WOMAN		MARRIED WOMAN		NOTE—WHEN THE NORMAL RATE OF SICKNESS BENEFIT IS 7s. 6d. A WEEK (i.e. BEFORE 104 QUALIFYING CONTRIBUTIONS ARE PAID) THE REDUCTION IN SICKNESS BENEFIT IS THE SAME AS THAT SHOWN IN COL. * FOR BOTH MARRIED AND UNMARRIED WOMEN, AND NO DISABLEMENT BENEFIT IS PAYABLE
	REDUCTION OF Sickness Benefit	RATE OF Disablement Benefit	REDUCTION OF Sickness Benefit	RATE OF Disablement Benefit	
	s. d.	s. d. *	s. d.	s. d.	
50-52	No reduction		No reduction		
48-49	1 0	6	1 0	6	
46-47	2 6	1 0	2 0	1 0	
44-45	4 0	2 0	3 0	1 6	
42-43	5 0	2 6	4 0	2 0	
39-41	6 0	3 0	4 6	2 6	
36-38	7 0	3 6	5 0	2 6	
35 or less	Sickness and Disablement Benefits suspended				

(570) Wt. 38034/17 50m 540 S.E.R. Ltd Gd. 662.



**V1** – Voluntary Contributor – Initial Entrant – Man – All Pensions – Black on Yellow-buff card, (Item 125):

THIS CARD MUST BE RETURNED TO THE  
MINISTRY OF HEALTH, INSURANCE DEPT.,  
BLACKPOOL, LANCS.  
**NOT LATER THAN**  
**11 JANUARY 1941**

AN ENVELOPE IN WHICH TO RETURN THE  
CARD WILL BE SENT TO YOU WITH YOUR  
NEW CARD FOR THE NEXT HALF-YEAR

2/40

V 1


ENGLAND

THE NUMBER SHOWN HERE MUST BE QUOTED IN ALL COMMUNICATIONS ABOUT YOUR PENSIONS INSURANCE

**IF YOU CHANGE YOUR ADDRESS, YOU SHOULD NOTIFY THE MINISTRY OF HEALTH AT ONCE BY LETTER**

**A person finding this card should drop it in a Post Office letter box**

(2426) Wt. 22042/0987 300M 3/40 S.F.R. Ltd. Gp. 662



VOLUNTARY PENSIONS INSURANCE  
CONTRIBUTION CARD  
**HALF-YEAR ENDING 5 JANUARY 1941**

AFFIX EACH STAMP VERY FIRMLY AND CANCEL IT BY WRITING THE DATE ACROSS IT IN INK  
ONLY HEALTH AND PENSIONS INSURANCE STAMPS AT 1s. 3d. MUST BE AFFIXED

CONTRIBUTIONS FOR INSURABLE EMPLOYMENT MUST NOT BE PAID ON THIS CARD

THIS CARD MUST BE SENT TO THE MINISTRY OF HEALTH

**NOT LATER THAN 11 JANUARY 1941**

**WARNING**  
ANY PERSON WHO REMOVES A STAMP FROM THIS CARD OR MAKES USE OF A STAMP REMOVED FROM A CARD IS LIABLE TO PROSECUTION

1	2	3	4	5	6	7	8	9
10	11	12	13	14	15	16	17	18
19	20	21	22	23	24	25	26	27

READ INSTRUCTIONS OVERLEAF



**V2** – Voluntary Contributor – Initial Entrant – Man – Widows and Orphans Pensions – Green on Biscuit Card. (Item 126):

THIS CARD MUST BE RETURNED TO THE  
 MINISTRY OF HEALTH, INSURANCE DEPT.,  
 BLACKPOOL, LANCS.  
**NOT LATER THAN**  
**11 JANUARY 1941**  
 AN ENVELOPE IN WHICH TO RETURN THE  
 CARD WILL BE SENT TO YOU WITH YOUR  
 NEW CARD FOR THE NEXT HALF-YEAR

**2/40**  
**V 2**  
 ENGLAND

THIS card should be kept with care. No undertaking can be given to make any allowance for the value of stamps on a card lost or destroyed in the contributor's possession.

THE NUMBER SHOWN HERE MUST BE QUOTED IN ALL COMMUNICATIONS ABOUT YOUR PENSIONS INSURANCE

**IF YOU CHANGE YOUR ADDRESS, YOU SHOULD NOTIFY THE MINISTRY OF HEALTH AT ONCE BY LETTER**

**A person finding this card should drop it in a Post Office letter box**

(2428. Wt. 22042/8987 85M 3/40 S.F.R. Ltd. Cp. 662)

**VOLUNTARY PENSIONS INSURANCE CONTRIBUTION CARD**  
**HALF-YEAR ENDING 5 JANUARY 1941**

● AFFIX EACH STAMP VERY FIRMLY AND CANCEL IT BY WRITING THE DATE ACROSS IT IN INK ONLY HEALTH AND PENSIONS INSURANCE STAMPS AT 10s. MUST BE AFFIXED

● CONTRIBUTIONS FOR INSURABLE EMPLOYMENT MUST NOT BE PAID ON THIS CARD

THIS CARD MUST BE SENT TO THE  
 MINISTRY OF HEALTH  
**NOT LATER THAN 11 JANUARY 1941**

**WARNING** ANY PERSON WHO REMOVES A STAMP FROM THIS CARD OR MAKES USE OF A STAMP REMOVED FROM A CARD IS LIABLE TO PROSECUTION

1	2	3	4	5	6	7	8	9
10	11	12	13	14	15	16	17	18
19	20	21	22	23	24	25	26	27

READ INSTRUCTIONS OVERLEAF

RATE OF CONTRIBUTION **10<sup>D</sup>** PER WEEK

ROYAL COINAGE







**V4** – Voluntary Contributor – Post Initial Entrant – Man – All Pensions - blue on yellow-buff Card. (Item 128):

**T**his card should be kept with care. No undertaking can be given to make any allowance for the value of stamps on a card lost or destroyed in the contributor's possession

THIS CARD MUST BE RETURNED TO THE  
MINISTRY OF HEALTH, INSURANCE DEPT.,  
BROMYARD AVENUE, LONDON, W.3  
WITHIN SEVEN DAYS AFTER THE END OF  
THE HALF-YEAR ON THE DATE SHOWN  
OVERLEAF

AN ENVELOPE IN WHICH TO RETURN THE  
CARD WILL BE SENT TO YOU WITH YOUR  
NEW CARD FOR THE NEXT HALF-YEAR

<b>V4</b>
ENGLAND
Rate of Contribution

←  
THE NUMBER SHOWN HERE MUST BE QUOTED IN ALL COMMUNICATIONS ABOUT YOUR PENSIONS INSURANCE

● IF YOU CHANGE YOUR ADDRESS WRITE YOUR NEW ADDRESS HERE AND NOTIFY THE MINISTRY OF HEALTH AT ONCE	
--	--

A PERSON FINDING THIS CARD SHOULD DROP IT IN A POST OFFICE LETTER BOX  
(1922) Wt. 25948/7734 40M 11/38 S.E.R. Ltd. Gp. 602





VOLUNTARY PENSIONS INSURANCE CONTRIBUTION CARD  
HALF-YEAR [26 WEEKS] ENDING

[Empty box for date]

AFFIX EACH STAMP VERY FIRMLY AND CANCEL IT BY WRITING THE DATE ACROSS IT IN INK

WEEKLY RATE OF CONTRIBUTION }  
TO BE PAID BY AFFIXING TO EACH NUMBERED SPACE  
A STAMP AND A STAMP

*Health and Pensions Insurance Stamps only must be used*

THIS CARD MUST BE SENT TO THE MINISTRY OF HEALTH  
WITHIN 7 DAYS  
AFTER THE DATE SHOWN ABOVE

CONTRIBUTIONS FOR INSURABLE EMPLOYMENT MUST NOT BE PAID ON THIS CARD

NOTE INSTRUCTIONS OVERLEAF

1  
2

6 10

14 18

22 23

WARNING ANY PERSON WHO REMOVES A STAMP FROM THIS CARD OR MAKES USE OF A STAMP REMOVED FROM THIS CARD IS LIABLE TO PROSECUTION

3 7 11  
4 8 12  
5 9 13

15 19 24  
16 20 25  
17 21 26

**V5** – Voluntary Contributor – Post Initial Entrant – Man – Widows and Orphans Pensions – black on greenish grey Card. (Item 129):

**T**his card should be kept with care. No undertaking can be given to make any allowance for the value of stamps on a card lost or destroyed in the contributor's possession

THIS CARD MUST BE RETURNED TO THE MINISTRY OF HEALTH, INSURANCE DEPT., BROMYARD AVENUE, LONDON, W.3 WITHIN SEVEN DAYS AFTER THE END OF THE HALF-YEAR ON THE DATE SHOWN OVERLEAF

AN ENVELOPE IN WHICH TO RETURN THE CARD WILL BE SENT TO YOU WITH YOUR NEW CARD FOR THE NEXT HALF-YEAR

<b>V5</b>
ENGLAND
Rate of Contribution

←  
THE NUMBER SHOWN HERE MUST BE QUOTED IN ALL COMMUNICATIONS ABOUT YOUR PENSIONS INSURANCE

● IF YOU CHANGE YOUR ADDRESS WRITE YOUR NEW ADDRESS HERE AND NOTIFY THE MINISTRY OF HEALTH AT ONCE	
--	--

A PERSON FINDING THIS CARD SHOULD DROP IT IN A POST OFFICE LETTER BOX  
(1923) Wt. 25948/7734 SM 11/38 S.E.R. Ltd. Gp. 662



VOLUNTARY PENSIONS INSURANCE CONTRIBUTION CARD



HALF-YEAR [26 WEEKS] ENDING

[Empty box for date]

AFFIX EACH STAMP VERY FIRMLY AND CANCEL IT BY WRITING THE DATE ACROSS IT IN INK

WEEKLY RATE OF CONTRIBUTION } TO BE PAID BY AFFIXING TO EACH NUMBERED SPACE  
A STAMP AND A STAMP

Health and Pensions Insurance Stamps only must be used

THIS CARD MUST BE SENT TO THE MINISTRY OF HEALTH WITHIN 7 DAYS AFTER THE DATE SHOWN ABOVE

CONTRIBUTIONS FOR INSURABLE EMPLOYMENT MUST NOT BE PAID ON THIS CARD

NOTE INSTRUCTIONS OVERLEAF

1	[Stamp Area]		22
2	6	10	23

WARNING ANY PERSON WHO REMOVES A STAMP FROM THIS CARD OR MAKES USE OF A STAMP REMOVED FROM THIS CARD IS LIABLE TO PROSECUTION

3	7	11	15	19	24
4	8	12	16	20	25
5	9	13	17	21	26

**V6** – Voluntary Contributor – Post Initial Entrant - woman –Pensions – black on purple card. (Item 130):

**T**his card should be kept with care. No undertaking can be given to make any allowance for the value of stamps on a card lost or destroyed in the contributor's possession

THIS CARD MUST BE RETURNED TO THE MINISTRY OF HEALTH, INSURANCE DEPT., BROMYARD AVENUE, LONDON, W.3 WITHIN SEVEN DAYS AFTER THE END OF THE HALF-YEAR ON THE DATE SHOWN OVERLEAF

AN ENVELOPE IN WHICH TO RETURN THE CARD WILL BE SENT TO YOU WITH YOUR NEW CARD FOR THE NEXT HALF-YEAR

**V6**  
ENGLAND  
Rate of Contribution

←  
THE NUMBER SHOWN HERE MUST BE QUOTED IN ALL COMMUNICATIONS ABOUT YOUR PENSIONS INSURANCE

● IF YOU CHANGE YOUR ADDRESS WRITE YOUR NEW ADDRESS HERE AND NOTIFY THE MINISTRY OF HEALTH AT ONCE

---



---

A PERSON FINDING THIS CARD SHOULD DROP IT IN A POST OFFICE LETTER BOX

(1924) Wt. 25048/7734 20x 11.38 S.E.R. Ltd. Gp. 662



VOLUNTARY PENSIONS INSURANCE CONTRIBUTION CARD



HALF-YEAR [26 WEEKS] ENDING

[Empty box for date]

AFFIX EACH STAMP VERY FIRMLY AND CANCEL IT BY WRITING THE DATE ACROSS IT IN INK

WEEKLY RATE OF CONTRIBUTION

TO BE PAID BY AFFIXING TO EACH NUMBERED SPACE

A STAMP AND A STAMP

Health and Pensions Insurance Stamps only must be used

THIS CARD MUST BE SENT TO THE MINISTRY OF HEALTH

WITHIN 7 DAYS AFTER THE DATE SHOWN ABOVE

CONTRIBUTIONS FOR INSURABLE EMPLOYMENT MUST NOT BE PAID ON THIS CARD

NOTE INSTRUCTIONS OVERLEAF

1

2

6

10

14

18

22  
23

WARNING ANY PERSON WHO REMOVES A STAMP FROM THIS CARD OR MAKES USE OF A STAMP REMOVED FROM THIS CARD IS LIABLE TO PROSECUTION

3

7

11

15

19

24

4

8

12

16

20

25

5

9

13

17

21

26



V7 – Ordinary Voluntary Contributor – Man – All Pensions – black on orange card.  
(Item 131):


**T**his card should be kept with care. No undertaking can be given to make any allowance for the value of stamps on a card lost or destroyed in the contributor's possession.

THIS CARD MUST BE RETURNED TO THE  
MINISTRY OF HEALTH, INSURANCE DEPT.,  
BLACKPOOL, LANCS.  
**NOT LATER THAN**

**11 JANUARY 1941**

AN ENVELOPE IN WHICH TO RETURN THE  
CARD WILL BE SENT TO YOU WITH YOUR  
NEW CARD FOR THE NEXT HALF-YEAR

2/40  
V 7  
ENGLAND



THE NUMBER SHOWN HERE MUST BE QUOTED IN ALL COMMUNICATIONS ABOUT YOUR PENSIONS INSURANCE

**IF YOU CHANGE YOUR ADDRESS, YOU SHOULD NOTIFY THE MINISTRY OF HEALTH AT ONCE BY LETTER**

**A person finding this card should drop it in a Post Office letter box**

(2420) Wt. 22042/0987 410M 3/40 S.E.R. Ltd. Gp. 662.



VOLUNTARY PENSIONS INSURANCE  
CONTRIBUTION CARD  
HALF-YEAR ENDING 5 JANUARY 1941

AFFIX EACH STAMP VERY FIRMLY  
AND CANCEL IT BY WRITING  
THE DATE ACROSS IT IN INK  
ONLY HEALTH AND PENSIONS  
INSURANCE STAMPS AT 1s. 1d.  
MUST BE AFFIXED

CONTRIBUTIONS FOR INSURABLE  
EMPLOYMENT MUST NOT  
BE PAID ON THIS CARD

THIS CARD MUST BE SENT TO  
THE MINISTRY OF HEALTH

**NOT LATER THAN 11 JANUARY 1941**

RATE OF  
CONTRIBUTION  
**1s 1d**  
PER WEEK

1	2	3							
4	5	6	7	8	9				
10	11	12	13	14	15				
16	17	18	19	20	21				
22	23	24	25	26	27				

**WARNING** ANY PERSON WHO REMOVES A STAMP FROM THIS CARD OR MAKES  
USE OF A STAMP REMOVED FROM A CARD IS LIABLE TO PROSECUTION

READ INSTRUCTIONS OVERLEAF



**V8** – Ordinary Voluntary Contributor – Man – Widows & Orphans Pensions – blue on pale green card. (Item 132):

THIS CARD MUST BE RETURNED TO THE  
MINISTRY OF HEALTH, INSURANCE DEPT.,  
[REDACTED]

**BLACKPOOL, NOT LATER THAN  
LANCS. 11 JANUARY 1941**

AN ENVELOPE IN WHICH TO RETURN THE  
CARD WILL BE SENT TO YOU WITH YOUR  
NEW CARD FOR THE NEXT HALF-YEAR

2/40

V 8

ENGLAND

←

THE NUMBER SHOWN HERE MUST BE QUOTED IN ALL COMMUNICATIONS ABOUT YOUR PENSIONS INSURANCE

**This card should be kept with care. No undertaking can be given to make any allowance for the value of stamps on a card lost or destroyed in the contributor's possession.**

**IF YOU CHANGE YOUR ADDRESS, YOU SHOULD NOTIFY THE MINISTRY OF HEALTH AT ONCE BY LETTER**

**A person finding this card should drop it in a Post Office letter box**

(2430) Wt. 22042/0987 15m 10/39 S.E.R. Ltd. Gp. 662.

VOLUNTARY PENSIONS INSURANCE  
CONTRIBUTION CARD  
HALF-YEAR ENDING 5 JANUARY 1941

AFFIX EACH STAMP VERY FIRMLY AND CANCEL IT BY WRITING THE DATE ACROSS IT IN INK ONLY HEALTH AND PENSIONS INSURANCE STAMPS AT 7d. MUST BE AFFIXED

CONTRIBUTIONS FOR INSURABLE EMPLOYMENT MUST NOT BE PAID ON THIS CARD

THIS CARD MUST BE SENT TO THE MINISTRY OF HEALTH

**NOT LATER THAN 11 JANUARY 1941**

WARNING ANY PERSON WHO REMOVES A STAMP FROM THIS CARD OR MAKES USE OF A STAMP REMOVED FROM A CARD IS LIABLE TO PROSECUTION

<b>1</b>	<b>2</b>	<b>3</b>	<b>4</b>	<b>5</b>	<b>6</b>	<b>7</b>	<b>8</b>	<b>9</b>
<b>10</b>	<b>11</b>	<b>12</b>	<b>13</b>	<b>14</b>	<b>15</b>	<b>16</b>	<b>17</b>	<b>18</b>
<b>19</b>	<b>20</b>	<b>21</b>	<b>22</b>	<b>23</b>	<b>24</b>	<b>25</b>	<b>26</b>	<b>27</b>

RATE OF CONTRIBUTION **7<sup>d</sup>** PER WEEK

READ INSTRUCTIONS OVERLEAF



**V9** – Ordinary Voluntary Contributor – Woman – Pensions – black on Salmon Card.  
(Item 133):

**THIS CARD MUST BE RETURNED TO THE  
MINISTRY OF HEALTH, INSURANCE DEPT.,  
~~BROMYARD AVENUE, LONDON, W13 9GJ.~~  
BLACKPOOL, NOT LATER THAN  
LANCS. 11 JANUARY 1941**

**AN ENVELOPE IN WHICH TO RETURN THE  
CARD WILL BE SENT TO YOU WITH YOUR  
NEW CARD FOR THE NEXT HALF-YEAR**

**2/40  
V 9  
ENGLAND**

**THIS card should be kept with care. No undertaking can be given to make any allowance for the value of stamps on a card lost or destroyed in the contributor's possession.**

**IF YOU CHANGE YOUR ADDRESS, YOU SHOULD NOTIFY THE MINISTRY OF HEALTH AT ONCE BY LETTER**

**A person finding this card should drop it in a Post Office letter box**

(2481) W.L. 22042/0007 84M 11/39 S.E.R. Ltd. Co. 662.

**VOLUNTARY PENSIONS INSURANCE  
CONTRIBUTION CARD  
HALF-YEAR ENDING 5 JANUARY 1941**

**AFFIX EACH STAMP VERY FIRMLY  
AND CANCEL IT BY WRITING  
THE DATE ACROSS IT IN INK  
ONLY HEALTH AND PENSIONS  
INSURANCE STAMPS AT S. 81d  
MUST BE AFFIXED**

**CONTRIBUTIONS FOR INSURABLE  
EMPLOYMENT MUST NOT  
BE PAID ON THIS CARD  
THIS CARD MUST BE SENT TO  
THE MINISTRY OF HEALTH  
NOT LATER THAN 11 JANUARY 1941**

**WARNING ANY PERSON WHO REMOVES A STAMP FROM THIS CARD OR MAKES  
USE OF A STAMP REMOVED FROM A CARD IS LIABLE TO PROSECUTION**

1	2	3	4	5	6	7	8	9
10	11	12	13	14	15	16	17	18
19	20	21	22	23	24	25	26	27

**READ INSTRUCTIONS OVERLEAF**

**RATE OF CONTRIBUTION PER WEEK**

**82**

**81d**

**Z** – Emergency Card – Not seen.





Annual Cards were used from 6<sup>th</sup> July 1942. (Item 135):

YEAR 1942/43						ENDING
<b>WARNING.</b> ANY PERSON WHO REMOVES A STAMP FROM THIS CARD OR MAKES USE OF A STAMP REMOVED FROM A CARD IS LIABLE TO PROSECUTION						
WEEK 1 BEGINNING 6 JULY, 1942	WEEK 2 BEGINNING 13 JULY, 1942	Stamps must not be bought except at a Post Office Ask for HEALTH AND PENSIONS stamps				
WEEK 3 BEGINNING 20 JULY, 1942	WEEK 4 BEGINNING 27 JULY, 1942	WEEK 5 BEGINNING 3 AUG., 1942	WEEK 6 BEGINNING 10 AUG., 1942	WEEK 7 BEGINNING 17 AUG., 1942	WEEK 8 BEGINNING 24 AUG., 1942	
WEEK 9 BEGINNING 31 AUG., 1942	WEEK 10 BEGINNING 7 SEPT., 1942	WEEK 11 BEGINNING 14 SEPT., 1942	WEEK 12 BEGINNING 21 SEPT., 1942	WEEK 13 BEGINNING 28 SEPT., 1942	WEEK 14 BEGINNING 5 OCT., 1942	
WEEKLY RATE OF CONTRIBUTION PAYABLE (see overleaf)						1/7
WEEK 15 BEGINNING 12 OCT., 1942	WEEK 16 BEGINNING 19 OCT., 1942	WEEK 17 BEGINNING 26 OCT., 1942	WEEK 18 BEGINNING 2 NOV., 1942	WEEK 19 BEGINNING 9 NOV., 1942	WEEK 20 BEGINNING 16 NOV., 1942	
WEEK 21 BEGINNING 23 NOV., 1942	WEEK 22 BEGINNING 30 NOV., 1942	WEEK 23 BEGINNING 7 DEC., 1942	WEEK 24 BEGINNING 14 DEC., 1942	WEEK 25 BEGINNING 21 DEC., 1942	WEEK 26 BEGINNING 28 DEC., 1942	
FOLD CARD HERE						
WEEK 27 BEGINNING 4 JAN., 1943	WEEK 28 BEGINNING 11 JAN., 1943	WEEK 29 BEGINNING 18 JAN., 1943	WEEK 30 BEGINNING 25 JAN., 1943	WEEK 31 BEGINNING 1 FEB., 1943	WEEK 32 BEGINNING 8 FEB., 1943	
WEEK 33 BEGINNING 15 FEB., 1943	WEEK 34 BEGINNING 22 FEB., 1943	WEEK 35 BEGINNING 1 MAR., 1943	WEEK 36 BEGINNING 8 MAR., 1943	WEEK 37 BEGINNING 15 MAR., 1943	WEEK 38 BEGINNING 22 MAR., 1943	
WEEK 39 BEGINNING 29 MAR., 1943	WEEK 40 BEGINNING 5 APR., 1943	WEEK 41 BEGINNING 12 APR., 1943	WEEK 42 BEGINNING 19 APR., 1943	WEEK 43 BEGINNING 26 APR., 1943	WEEK 44 BEGINNING 3 MAY, 1943	
<b>NOTICE TO EMPLOYER</b>		EACH STAMP SHOULD BE VERY FIRMLY AFFIXED AND THE DATE OF AFFIXING IT AT ONCE WRITTEN IN INK (OR STAMPED WITH METALLIC DIE) ACROSS FACE OF STAMP				
WEEK 45 BEGINNING 10 MAY, 1943	WEEK 46 BEGINNING 17 MAY, 1943	WEEK 47 BEGINNING 24 MAY, 1943	WEEK 48 BEGINNING 31 MAY, 1943	WEEK 49 BEGINNING 7 JUNE, 1943	WEEK 50 BEGINNING 14 JUNE, 1943	
WEEK 51 BEGINNING 21 JUNE, 1943	WEEK 52 BEGINNING 28 JUNE, 1943	Sign here before returning the card  If you change your address write new address here and notify your Society within 7 days.				